



IMO – Safety signage



LLL – Low Location Lighting



SOLAS & Anti-slip tapes



Measurement services



Maritime sign solutions

The company

Online-Shop:
www.maritime-sign-solutions.com

Marahrens Group:
www.marahrens.com

Fon: +49 421/69444-51

Fax: +49 421/69444-52

E-Mail: info@maritime-sign-solutions.com

Postal address:
Grambker Heerstraße 12
28719 Bremen · GERMANY

Same Day Dispatch:
Ex Stock dispatch guaranteed
same day, if order placed:
Before 14:00 on Monday - Thursday
Before 11:00 on Friday

Business hours:
Monday - Thursday 08:00 - 17:00
Friday 08:00 - 14:30

Managing Director:
Janina Marahrens-Hashagen

We are not responsible
for printing error

Your project deserves the best

We provide a full service from conception and production through to installation and ongoing maintenance:


- **Vessel survey** - we survey your vessels to define the scope of supply, ensuring compliance with the applicable regulations
- **Full engineering service** - our offer includes the drafting of safety plans for Class approval
- **Worldwide installation** - team of experienced and highly skilled professionals
- **No hidden cost** - our prices are clear and transparent
- **In-house production "Made in Germany"** - fast delivery of our high quality products as well as options to customise

Ongoing service and supply:

- **Consultation** - precise implementation of the latest regulations
- **Measurement of photoluminescent low location lighting systems** - performed worldwide by our certified staff using the latest fully certified equipment
- **Spare parts & replacements** - supply and installation services

Kind regards,


Maritime Sign Solutions





MES – Means of escape signs	04
EES – Emergency equipment signs.	07
LSS – Life saving systems and appliances signs.	08



FES – Fire-fighting equipment signs	10
Print service	13
PSS – Prohibition signs	14
International Ship and Port Facility Security Code	18



MSS – Mandatory action signs	20
--	-----------



WSS – Warning signs	26
Pipe markings	29



SIS – Fire control plan signs for trained personnel	30
---	-----------



Photoluminescent LLL – Low Location Lighting acc. to SOLAS and ISO 15370, tapes and dots	34
Measurement service	35



Combination signs.	38
Ferry signs.	40
Posters for emergency instructions and information	42



Offshore signs	50
Yacht signs	52
2010 ADA Standards for Accessible Design	53



Hazardous Substances Directive	54
Operational safety	56
Flexible marine tapes and floor safety signs	58
Lettering service	59



Graphical symbols, Labels, International flag codes.	60
Aluminum supports and snap frames	62
General Terms & Conditions	63

Safety signs

MES - Means of escape signs

Escape route identification

Means of escape signs are safe condition signs used to indicate location within the ship and to provide directional guidance from any area within the ship to a designated assembly station (and subsequently to exits and embarkation stations).



Assembly Station
[MES001]

W x H/mm	Order-No.	€/pc.
150 x 150	ME001.150.12	2,15
150 x 150	ME001.150.22	2,65
300 x 300	ME001.300.12	9,82
300 x 300	ME001.300.22	11,82



Evacuation temporary refuge
[E024]

W x H/mm	Order-No.	€/pc.
150 x 150	ME403.150.12	2,15
150 x 150	ME403.150.22	2,65
300 x 300	ME403.300.12	9,82
300 x 300	ME403.300.22	11,82



Emergency Exit
(left hand)
[MES002]

W x H/mm	Order-No.	€/pc.
150 x 150	ME002.150.12	2,15
150 x 150	ME002.150.22	2,65



Emergency Exit
(right hand)
[MES003]

W x H/mm	Order-No.	€/pc.
150 x 150	ME003.150.12	2,15
150 x 150	ME003.150.22	2,65



Door slides right to open
[MES004]

W x H/mm	Order-No.	€/pc.
100 x 100	ME004.100.12	2,15
100 x 100	ME004.100.22	2,65
150 x 150	ME004.150.12	2,15
150 x 150	ME004.150.22	2,65



Door slides left to open
[MES005]

W x H/mm	Order-No.	€/pc.
100 x 100	ME005.100.12	2,15
100 x 100	ME005.100.22	2,65
150 x 150	ME005.150.12	2,15
150 x 150	ME005.150.22	2,65



Turn anticlockwise to open
[MES006]

W x H/mm	Order-No.	€/pc.
100 x 100	ME006.100.12	2,15
100 x 100	ME006.100.22	2,65
150 x 150	ME006.150.12	2,15
150 x 150	ME006.150.22	2,65



Turn clockwise to open
[MES007]

W x H/mm	Order-No.	€/pc.
100 x 100	ME007.100.12	2,15
100 x 100	ME007.100.22	2,65
150 x 150	ME007.150.12	2,15
150 x 150	ME007.150.22	2,65



Door opens by pulling on left-hand side
[MES008]

W x H/mm	Order-No.	€/pc.
100 x 100	ME008.100.12	2,15
100 x 100	ME008.100.22	2,65
150 x 150	ME008.150.12	2,15
150 x 150	ME008.150.22	2,65



Door opens by pulling on right-hand side
[MES009]

W x H/mm	Order-No.	€/pc.
100 x 100	ME009.100.12	2,15
100 x 100	ME009.100.22	2,65
150 x 150	ME009.150.12	2,15
150 x 150	ME009.150.22	2,65



Push door on right-hand side to open
[MES010]

W x H/mm	Order-No.	€/pc.
100 x 100	ME010.100.12	2,15
100 x 100	ME010.100.22	2,65
150 x 150	ME010.150.12	2,15
150 x 150	ME010.150.22	2,65



Push door on left-hand side to open
[MES011]

W x H/mm	Order-No.	€/pc.
100 x 100	ME011.100.12	2,15
100 x 100	ME011.100.22	2,65
150 x 150	ME011.150.12	2,15
150 x 150	ME011.150.22	2,65



Direction indicator

W x H/mm	Order-No.	€/pc.
150 x 150	ME401.150.12	2,15
150 x 150	ME401.150.22	2,65



Direction indicator

W x H/mm	Order-No.	€/pc.
150 x 150	ME402.150.12	2,15
150 x 150	ME402.150.22	2,65



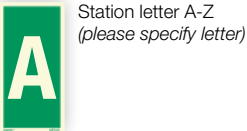
Station letter A-Z
(please specify letter)

W x H/mm	Order-No.	€/pc.
150 x 150	ME501.150.12	2,15
150 x 150	ME501.150.22	2,65
300 x 300	ME501.300.12	9,82
300 x 300	ME501.300.22	11,82



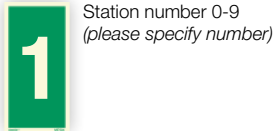
Station number 0-9
(please specify number)

W x H/mm	Order-No.	€/pc.
150 x 150	ME502.150.12	2,15
150 x 150	ME502.150.22	2,65
300 x 300	ME502.300.12	9,82
300 x 300	ME502.300.22	11,82



Station letter A-Z
(please specify letter)

W x H/mm	Order-No.	€/pc.
75 x 150	ME503.075.12	2,15
75 x 150	ME503.075.22	2,65
150 x 300	ME503.150.12	9,82
150 x 300	ME503.150.22	11,82



Station number 0-9
(please specify number)

W x H/mm	Order-No.	€/pc.
75 x 150	ME504.075.12	2,15
75 x 150	ME504.075.22	2,65
150 x 300	ME504.150.12	9,82
150 x 300	ME504.150.22	11,82



W x H/mm	Order-No.	€/pc.
300 x 100	ME508.300.12	2,70
400 x 150	ME508.400.12	4,86



W x H/mm	Order-No.	€/pc.
300 x 100	ME509.300.12	2,70
400 x 150	ME509.400.12	4,86



W x H/mm	Order-No.	€/pc.
300 x 100	ME510.300.12	2,70
400 x 150	ME510.400.12	4,86



W x H/mm	Order-No.	€/pc.
300 x 100	ME511.300.12	2,70
400 x 150	ME511.400.12	4,86



W x H/mm	Order-No.	€/pc.
300 x 100	ME512.300.12	2,70
400 x 150	ME512.400.12	4,86



W x H/mm	Order-No.	€/pc.
300 x 100	ME513.300.12	2,70
400 x 150	ME513.400.12	4,86



W x H/mm	Order-No.	€/pc.
300 x 100	ME514.300.12	2,70
400 x 150	ME514.400.12	4,86



W x H/mm	Order-No.	€/pc.
300 x 100	ME515.300.12	2,70
400 x 150	ME515.400.12	4,86



W x H/mm	Order-No.	€/pc.
300 x 100	ME516.300.12	2,70
400 x 150	ME516.400.12	4,86



W x H/mm	Order-No.	€/pc.
300 x 100	ME517.300.12	2,70
400 x 150	ME517.400.12	4,86



W x H/mm	Order-No.	€/pc.
300 x 100	ME518.300.12	2,70
400 x 150	ME518.400.12	4,86



W x H/mm	Order-No.	€/pc.
300 x 100	ME519.300.12	2,70
400 x 150	ME519.400.12	4,86



W x H/mm	Order-No.	€/pc.
300 x 100	ME520.300.12	2,70
400 x 150	ME520.400.12	4,86



W x H/mm	Order-No.	€/pc.
300 x 100	ME521.300.12	2,70
400 x 150	ME521.400.12	4,86



W x H/mm	Order-No.	€/pc.
300 x 100	ME522.300.12	2,70
400 x 150	ME522.400.12	4,86



W x H/mm	Order-No.	€/pc.
300 x 100	ME523.300.12	2,70
400 x 150	ME523.400.12	4,86



W x H/mm	Order-No.	€/pc.
300 x 100	ME524.300.12	2,70
400 x 150	ME524.400.12	4,86



W x H/mm	Order-No.	€/pc.
300 x 100	ME525.300.12	2,70
400 x 150	ME525.400.12	4,86



W x H/mm	Order-No.	€/pc.
300 x 100	ME526.300.12	2,70
400 x 150	ME526.400.12	4,86



W x H/mm	Order-No.	€/pc.
300 x 100	ME527.300.12	2,70
400 x 150	ME527.400.12	4,86

Material specification

.12 = photoluminescent foil (self-adhesive) according to DIN 67510

.22 = photoluminescent rigid PVC (self-adhesive) according to DIN 67510

Please note:

Photoluminescent material will be delivered as material sub-class A, otherwise it has to be indicated as shown on page 35.

Safety signs

MES - Means of escape signs / EES - Emergency equipment signs



W x H/mm	Order-No.	€/pc.
300 x 100	ME552.300.12	2,70
400 x 150	ME552.400.12	4,86



W x H/mm	Order-No.	€/pc.
150 x 150	ME505.150.12	2,15
150 x 150	ME505.150.22	2,65



W x H/mm	Order-No.	€/pc.
150 x 150	ME506.150.12	2,15
150 x 150	ME506.150.22	2,65



Arrow
(only in combination with
ME505.150.12/22 and
ME506.150.12/22)

W x H/mm	Order-No.	€/pc.
75 x 150	ME507.075.12	2,15
75 x 150	ME507.075.22	2,65



W x H/mm	Order-No.	€/pc.
300 x 100	ME528.300.12	2,70
400 x 150	ME528.400.12	4,86



W x H/mm	Order-No.	€/pc.
300 x 100	ME529.300.12	2,70
400 x 150	ME529.400.12	4,86



W x H/mm	Order-No.	€/pc.
300 x 100	ME530.300.12	2,70
400 x 150	ME530.400.12	4,86



W x H/mm	Order-No.	€/pc.
300 x 100	ME531.300.12	2,70
400 x 150	ME531.400.12	4,86



W x H/mm	Order-No.	€/pc.
300 x 100	ME532.300.12	2,70
400 x 150	ME532.400.12	4,86



W x H/mm	Order-No.	€/pc.
300 x 100	ME533.300.12	2,70
400 x 150	ME533.400.12	4,86



W x H/mm	Order-No.	€/pc.
300 x 100	ME534.300.12	2,70
400 x 150	ME534.400.12	4,86



W x H/mm	Order-No.	€/pc.
300 x 100	ME535.300.12	2,70
400 x 150	ME535.400.12	4,86



W x H/mm	Order-No.	€/pc.
300 x 100	ME536.300.12	2,70
400 x 150	ME536.400.12	4,86



W x H/mm	Order-No.	€/pc.
300 x 100	ME537.300.12	2,70
400 x 150	ME537.400.12	4,86



W x H/mm	Order-No.	€/pc.
200 x 100	ME538.200.12	2,15
200 x 100	ME538.200.22	2,65
300 x 150	ME538.300.12	4,30
300 x 150	ME538.300.22	5,30



W x H/mm	Order-No.	€/pc.
200 x 100	ME539.200.12	2,15
200 x 100	ME539.200.22	2,65
300 x 150	ME539.300.12	4,30
300 x 150	ME539.300.22	5,30



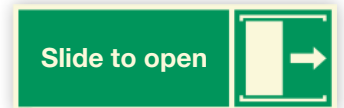
W x H/mm	Order-No.	€/pc.
300 x 100	ME540.300.12	2,70
400 x 150	ME540.400.12	4,86



W x H/mm	Order-No.	€/pc.
300 x 100	ME541.300.12	2,70
400 x 150	ME541.400.12	4,86



W x H/mm	Order-No.	€/pc.
300 x 100	ME546.300.12	2,70



W x H/mm	Order-No.	€/pc.
300 x 100	ME547.300.12	2,70



Deck number (please specify figures)

W x H/mm	Order-No.	€/pc.
300 x 100	ME548.300.12	6,95



W x H/mm	Order-No.	€/pc.
300 x 100	ME549.300.12	2,70



W x H/mm	Order-No.	€/pc.
300 x 100	ME550.300.12	2,70



W x H/mm	Order-No.	€/pc.
300 x 100	ME551.300.12	2,70

Use and location of first aid facilities and portable safety equipment

These signs are safe condition signs used to indicate the exact location of first aid facilities, first aid equipment, or portable safety equipment, the type of facility or equipment and any instructions for its use.



First Aid [EES001]

W x H/mm	Order-No.	€/pc.
150 x 150	EE001.150.12	2,15
150 x 150	EE001.150.22	2,65



Emergency telephone [EES002]

W x H/mm	Order-No.	€/pc.
150 x 150	EE002.150.12	2,15
150 x 150	EE002.150.22	2,65



Eye wash station [EES003]

W x H/mm	Order-No.	€/pc.
150 x 150	EE003.150.12	2,15
150 x 150	EE003.150.22	2,65



Safety shower [EES004]

W x H/mm	Order-No.	€/pc.
100 x 100	EE004.150.12	2,15
100 x 100	EE004.150.22	2,65



Stretcher [EES005]

W x H/mm	Order-No.	€/pc.
150 x 150	EE005.150.12	2,15
150 x 150	EE005.150.22	2,65



Medical grab bag [EES006]

W x H/mm	Order-No.	€/pc.
150 x 150	EE006.150.12	2,15
150 x 150	EE006.150.22	2,65



Oxygen resuscitator [EES007]

W x H/mm	Order-No.	€/pc.
150 x 150	EE007.150.12	2,15
150 x 150	EE007.150.22	2,65



Emergency escape breathing device (EEBD) [EES008]

W x H/mm	Order-No.	€/pc.
150 x 150	EE008.150.12	2,15
150 x 150	EE008.150.22	2,65



Doctor [EES009]

W x H/mm	Order-No.	€/pc.
150 x 150	EE009.150.12	2,15
150 x 150	EE009.150.22	2,65



Automated external heart defibrillator [EES010]

W x H/mm	Order-No.	€/pc.
150 x 150	EE010.150.12	2,15
150 x 150	EE010.150.22	2,65



Safety equipment [EES011]

W x H/mm	Order-No.	€/pc.
150 x 150	EE011.150.12	2,15
150 x 150	EE011.150.22	2,65



Shipboard general alarm [EES012]

W x H/mm	Order-No.	€/pc.
150 x 150	EE012.150.12	2,15
150 x 150	EE012.150.22	2,65



Break to obtain access [EES013]

W x H/mm	Order-No.	€/pc.
150 x 150	EE013.150.12	2,15
150 x 150	EE013.150.22	2,65




Emergency stop button

W x H/mm	Order-No.	€/pc.
150 x 150	EE401.150.12	2,15
150 x 150	EE401.150.22	2,65



Drinking water

W x H/mm	Order-No.	€/pc.
150 x 150	EE402.150.12	2,15
150 x 150	EE402.150.22	2,65



Location indicator panel for life saving system or appliance

W x H/mm	Order-No.	€/pc.
75 x 150	EE501.075.12	2,15
75 x 150	EE501.075.22	2,65



Breathing apparatus

W x H/mm	Order-No.	€/pc.
300 x 100	EE502.300.12	2,70



Emergency equipment

W x H/mm	Order-No.	€/pc.
300 x 100	EE503.300.12	2,70

PRINT SERVICE

Customise your own signs

Further information on page 13.

逃生路線

Material specification

.12 = photoluminescent foil (self-adhesive) according to DIN 67510

.22 = photoluminescent rigid PVC (self-adhesive) according to DIN 67510

Please note:

Photoluminescent material will be delivered as material sub-class A, otherwise it has to be indicated as shown on page 35.

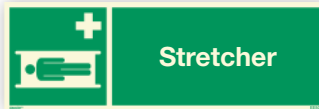
Safety signs

EES - Emergency equipment signs / LSS - Life saving systems and appliances signs



Emergency eye wash

W x H/mm	Order-No.	€/pc.
300 x 100	EE504.300.12	2,70



Stretcher

W x H/mm	Order-No.	€/pc.
300 x 100	EE505.300.12	2,70



Emergency stop

W x H/mm	Order-No.	€/pc.
300 x 100	EE506.300.12	2,70



Emergency shower

W x H/mm	Order-No.	€/pc.
300 x 100	EE507.300.12	2,70



First aid

W x H/mm	Order-No.	€/pc.
300 x 100	EE508.300.12	2,70



Emergency telephone

W x H/mm	Order-No.	€/pc.
300 x 100	EE509.300.12	2,70



Pollution control equipment

W x H/mm	Order-No.	€/pc.
300 x 100	EE510.300.12	2,70



Defibrillator

W x H/mm	Order-No.	€/pc.
300 x 100	EE512.300.12	2,70

Use and location of life saving systems and appliances

Life saving systems and appliances signs are safe condition signs used to indicate the exact location or storage of the life-saving equipment, the type of equipment, the identification number and any instructions for its correct use.



Lifeboat [LSS001]

W x H/mm	Order-No.	€/pc.
150 x 150	LA001.150.12	2,15
150 x 150	LA001.150.22	2,65
300 x 300	LA001.300.12	9,82
300 x 300	LA001.300.22	11,82



Rescue boat [LSS002]

W x H/mm	Order-No.	€/pc.
150 x 150	LA002.150.12	2,15
150 x 150	LA002.150.22	2,65



Liferaft [LSS003]

W x H/mm	Order-No.	€/pc.
150 x 150	LA003.150.12	2,15
150 x 150	LA003.150.22	2,65
300 x 300	LA003.300.12	9,82
300 x 300	LA003.300.22	11,82



Davit-launched-liferaft [LSS004]

W x H/mm	Order-No.	€/pc.
150 x 150	LA004.150.12	2,15
150 x 150	LA004.150.22	2,65



Lifebuoy [LSS005]

W x H/mm	Order-No.	€/pc.
150 x 150	LA005.150.12	2,15
150 x 150	LA005.150.22	2,65



Lifebuoy with line [LSS006]

W x H/mm	Order-No.	€/pc.
150 x 150	LA006.150.12	2,15
150 x 150	LA006.150.22	2,65



Lifebuoy with light [LSS007]

W x H/mm	Order-No.	€/pc.
150 x 150	LA007.150.12	2,15
150 x 150	LA007.150.22	2,65



Lifebuoy with line and light [LSS008]

W x H/mm	Order-No.	€/pc.
150 x 150	LA008.150.12	2,15
150 x 150	LA008.150.22	2,65



Lifebuoy with light and smoke [LSS009]

W x H/mm	Order-No.	€/pc.
150 x 150	LA009.150.12	2,15
150 x 150	LA009.150.22	2,65



Lifejacket [LSS010]

W x H/mm	Order-No.	€/pc.
150 x 150	LA010.150.12	2,15
150 x 150	LA010.150.22	2,65




Child's Lifejacket [LSS011]

W x H/mm	Order-No.	€/pc.
150 x 150	LA011.150.12	2,15
150 x 150	LA011.150.22	2,65



Infant's Lifejacket [LSS012]

W x H/mm	Order-No.	€/pc.
150 x 150	LA012.150.12	2,15
150 x 150	LA012.150.22	2,65





Search and rescue locating device [LSS013]

W x H/mm	Order-No.	€/pc.
150 x 150	LA013.150.12	2,15
150 x 150	LA013.150.22	2,65



Distress signals [LSS014]

W x H/mm	Order-No.	€/pc.
150 x 150	LA014.150.12	2,15
150 x 150	LA014.150.22	2,65



Rocket parachute flares [LSS015]

W x H/mm	Order-No.	€/pc.
150 x 150	LA015.150.12	2,15
150 x 150	LA015.150.22	2,65



Line-throwing appliance [LSS016]

W x H/mm	Order-No.	€/pc.
150 x 150	LA016.150.12	2,15
150 x 150	LA016.150.22	2,65



Two-way VHF radiotelephone apparatus [LSS017]

W x H/mm	Order-No.	€/pc.
150 x 150	LA017.150.12	2,15
150 x 150	LA017.150.22	2,65



Emergency Position Indicating Radio Beacon (EPIRB) [LSS018]

W x H/mm	Order-No.	€/pc.
150 x 150	LA018.150.12	2,15
150 x 150	LA018.150.22	2,65



Embarkation ladder [LSS019]

W x H/mm	Order-No.	€/pc.
150 x 150	LA019.150.12	2,15
150 x 150	LA019.150.22	2,65



Marine evacuation system (slide) [LSS020]

W x H/mm	Order-No.	€/pc.
150 x 150	LA020.150.12	2,15
150 x 150	LA020.150.22	2,65



Marine evacuation system (chute) [LSS021]

W x H/mm	Order-No.	€/pc.
150 x 150	LA021.150.12	2,15
150 x 150	LA021.150.22	2,65
300 x 300	LA021.300.12	9,82
300 x 300	LA021.300.22	11,82



Survival clothing [LSS022]

W x H/mm	Order-No.	€/pc.
150 x 150	LA022.150.12	2,15
150 x 150	LA022.150.22	2,65



Liferaft knife [LSS023]

W x H/mm	Order-No.	€/pc.
150 x 150	LA023.150.12	2,15
150 x 150	LA023.150.22	2,65



Escape ladder

W x H/mm	Order-No.	€/pc.
150 x 150	LA401.150.12	2,15
150 x 150	LA401.150.22	2,65



Evacuation chair

W x H/mm	Order-No.	€/pc.
150 x 150	LA402.150.12	2,15
150 x 150	LA402.150.22	2,65



Lifejacket XXL

W x H/mm	Order-No.	€/pc.
150 x 150	LA501.150.12	2,15
150 x 150	LA501.150.22	2,65



Thermal protection aid

W x H/mm	Order-No.	€/pc.
150 x 150	LA502.150.12	2,15
150 x 150	LA502.150.22	2,65



Anti-exposure suit

W x H/mm	Order-No.	€/pc.
150 x 150	LA503.150.12	2,15
150 x 150	LA503.150.22	2,65



Chemical protective clothing

W x H/mm	Order-No.	€/pc.
150 x 150	LA504.150.12	2,15
150 x 150	LA504.150.22	2,65



Heaving line

W x H/mm	Order-No.	€/pc.
150 x 150	LA505.150.12	2,15
150 x 150	LA505.150.22	2,65



Man ropes

W x H/mm	Order-No.	€/pc.
150 x 150	LA506.150.12	2,15
150 x 150	LA506.150.22	2,65



Dual watch VHF radio

W x H/mm	Order-No.	€/pc.
150 x 150	LA507.150.12	2,15
150 x 150	LA507.150.22	2,65



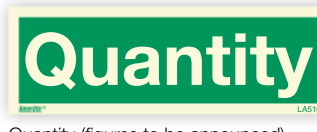
Two way telephone apparatus

W x H/mm	Order-No.	€/pc.
150 x 150	LA508.150.12	2,15
150 x 150	LA508.150.22	2,65



Descent unit

W x H/mm	Order-No.	€/pc.
150 x 150	LA509.150.12	2,15
150 x 150	LA509.150.22	2,65



Quantity (figures to be announced)

W x H/mm	Order-No.	€/pc.
150 x 50	LA510.150.12	8,73
150 x 50	LA510.150.22	9,73

Material specification

.12 = photoluminescent foil (self-adhesive) acc. to DIN 67510

.22 = photoluminescent rigid PVC (self-adhesive) acc. to DIN 67510

Safety signs

FES - Fire-fighting equipment signs

Use and location of fire-fighting equipment

Fire-fighting equipment signs are used to indicate the exact location of the fire-fighting equipment, the type of equipment and any instructions for its effective and safe use.



Fire extinguisher
[FES001]

W x H/mm	Order-No.	€/pc.
150 x 150	FE001.150.12	2,15
150 x 150	FE001.150.22	2,65



Fire hose reel
[FES002]

W x H/mm	Order-No.	€/pc.
150 x 150	FE002.150.12	2,15
150 x 150	FE002.150.22	2,65



Fire locker
(Collection of fire fighting equipment)
[FES003]

W x H/mm	Order-No.	€/pc.
150 x 150	FE003.150.12	2,15
150 x 150	FE003.150.22	2,65



Fire alarm call point
[FES004]

W x H/mm	Order-No.	€/pc.
75 x 75	FE004.075.12	2,15
75 x 75	FE004.075.22	2,65
150 x 150	FE004.150.12	2,15
150 x 150	FE004.150.22	2,65



Fixed fire extinguishing battery
[FES005]

W x H/mm	Order-No.	€/pc.
150 x 150	FE005.150.12	2,15
150 x 150	FE005.150.22	2,65



Wheeled fire extinguisher
[FES006]

W x H/mm	Order-No.	€/pc.
150 x 150	FE006.150.12	2,15
150 x 150	FE006.150.22	2,65



Portable foam applicator unit
[FES007]

W x H/mm	Order-No.	€/pc.
150 x 150	FE007.150.12	2,15
150 x 150	FE007.150.22	2,65



Water fog applicator
[FES008]

W x H/mm	Order-No.	€/pc.
150 x 150	FE008.150.12	2,15
150 x 150	FE008.150.22	2,65



Fixed fire extinguishing installation
[FES009]

W x H/mm	Order-No.	€/pc.
150 x 150	FE009.150.12	2,15
150 x 150	FE009.150.22	2,65



Fixed fire extinguishing bottle
[FES010]

W x H/mm	Order-No.	€/pc.
150 x 150	FE010.150.12	2,15
150 x 150	FE010.150.22	2,65



Remote release station
[FES011]

W x H/mm	Order-No.	€/pc.
150 x 150	FE011.150.12	2,15
150 x 150	FE011.150.22	2,65



Fire monitor
[FES012]

W x H/mm	Order-No.	€/pc.
150 x 150	FE012.150.12	2,15
150 x 150	FE012.150.22	2,65



Fire emergency telephone

W x H/mm	Order-No.	€/pc.
150 x 150	FE401.150.12	2,15
150 x 150	FE401.150.22	2,65



Fire ladder

W x H/mm	Order-No.	€/pc.
150 x 150	FE402.150.12	2,15
150 x 150	FE402.150.22	2,65



Fire blanket

W x H/mm	Order-No.	€/pc.
150 x 150	FE403.150.12	2,15
150 x 150	FE403.150.22	2,65



Station number
(please specify number)

W x H/mm	Order-No.	€/pc.
150 x 150	FE501.150.12	2,15
150 x 150	FE501.150.22	2,65



Supplementary sign for extinguishing media: Foam

W x H/mm	Order-No.	€/pc.
75 x 150	FE202.075.12	2,15
75 x 150	FE202.075.22	2,65



Supplementary sign for extinguishing media: CO₂

W x H/mm	Order-No.	€/pc.
75 x 150	FE203.075.12	2,15
75 x 150	FE203.075.22	2,65



Supplementary sign for extinguishing media: Powder

W x H/mm	Order-No.	€/pc.
75 x 150	FE204.075.12	2,15
75 x 150	FE204.075.22	2,65



Supplementary sign for extinguishing media: Water

W x H/mm	Order-No.	€/pc.
75 x 150	FE205.075.12	2,15
75 x 150	FE205.075.22	2,65



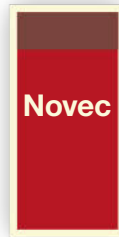
Supplementary sign for extinguishing media: Drencher

W x H/mm	Order-No.	€/pc.
75 x 150	FE206.075.12	2,15
75 x 150	FE206.075.22	2,65



Supplementary sign for extinguishing media: Sprinkler

W x H/mm	Order-No.	€/pc.
75 x 150	FE207.075.12	2,15
75 x 150	FE207.075.22	2,65



Supplementary sign for extinguishing media: Novec

W x H/mm	Order-No.	€/pc.
75 x 150	FE208.075.12	2,15
75 x 150	FE208.075.22	2,65



Supplementary sign for extinguishing media: Nitrogen

W x H/mm	Order-No.	€/pc.
75 x 150	FE209.075.12	2,15
75 x 150	FE209.075.22	2,65



Water fire extinguisher instructions

W x H/mm	Order-No.	€/pc.
100 x 200	FE301.100.12	6,20



Foam fire extinguisher instructions

W x H/mm	Order-No.	€/pc.
100 x 200	FE302.100.12	6,20



Powder fire extinguisher instructions

W x H/mm	Order-No.	€/pc.
100 x 200	FE303.100.12	6,20



CO₂ fire extinguisher instructions

W x H/mm	Order-No.	€/pc.
100 x 200	FE304.100.12	6,20



Safety signs

Location and direction indicators

Identification and directions

Using management information and directional information.



Location indicator panel for fire-fighting equipment



Direction indicator

W x H/mm	Order-No.	€/pc.
75 x 150	FE201.075.12	2,15
75 x 150	FE201.075.22	2,65

W x H/mm	Order-No.	€/pc.
150 x 150	ME401.150.12	2,15
150 x 150	ME401.150.22	2,65

Not sure about the correct implementation of safety rules and regulations? Leave it to us!

Our expert team delivers your evacuation concept from engineering to turn-key delivery.



Using management information

Example of combination signs with location indicator




Using directional information

Example of vertical and horizontal combination signs using location indicator panel, supplementary signs and directional arrows



Using supplementary information

Example of fire extinguisher combination signs using location indicator, media identification panel and directional arrow right supplementary signs



Using directional information

Example of vertical and horizontal combination signs using location indicator panel, supplementary signs and directional arrows



Material specification

.12 = photoluminescent foil (self-adhesive) according to DIN 67510

.22 = photoluminescent rigid PVC (self-adhesive) according to DIN 67510

Please note:

Photoluminescent material will be delivered as material sub-class A, otherwise it has to be indicated as shown on page 35.



Acrylic special design

These safety signs are made of 3 mm thick photoluminescent acrylic glass for long lasting durability.

*Order-No. to be announced, use specific sign number to complete.
For example, acrylic sign in 150 x 150 mm: Order-No. FE002.150.32

W x H/mm	Order-No.	Price in €/pc.				
		1+	5+	10+	20+	50+
150 x 150	*.150.32	33,50	18,10	16,75	11,30	7,25
300 x 100	*.300.32	64,45	35,40	25,80	20,95	18,05




PRINT SERVICE

Create your own signs

Choose a symbol and create your own words singlelined or multilined.

1. choose symbol



2. choose color(s)



3. create your own text



Text and character in foreign language must be announced by you. Look at examples below:



W x H/mm	Order-No.	Price in €/pc.				
		1+	5+	10+	20+	50+
300 x 100	VS001.300.11	5,94	4,94	3,94	3,44	1,94
300 x 100	VS001.300.12	6,95	5,95	4,95	4,45	2,70
400 x 150	VS001.400.12	9,15	8,15	7,15	6,65	4,86

Safety signs

PSS - Prohibition signs

Prohibited actions

Prohibition signs are used to restrict or prohibit the movement and actions of persons.



General prohibition sign
[PSS001]

Ø/mm	Order-No.	€/pc.
150	PS001.150.11	1,69
150	PS001.150.12	2,15



No smoking
[PSS002]

Ø/mm	Order-No.	€/pc.
150	PS002.150.11	1,69
150	PS002.150.12	2,15



No open flame;
Fire, open ignition
source and smoking
prohibited
[PSS003]

Ø/mm	Order-No.	€/pc.
150	PS003.150.11	1,69
150	PS003.150.12	2,15



No thoroughfare
[PSS004]

Ø/mm	Order-No.	€/pc.
150	PS004.150.11	1,69
150	PS004.150.12	2,15



No drinking water
[PSS005]

Ø/mm	Order-No.	€/pc.
150	PS005.150.11	1,69
150	PS005.150.12	2,15



No access for fork lift
trucks and other
industrial vehicles
[PSS006]

Ø/mm	Order-No.	€/pc.
150	PS006.150.11	1,69
150	PS006.150.12	2,15



No access for people
with active implanted
cardiac devices
[PSS007]

Ø/mm	Order-No.	€/pc.
150	PS007.150.11	1,69
150	PS007.150.12	2,15



No metallic articles
or watches
[PSS008]

Ø/mm	Order-No.	€/pc.
150	PS008.150.11	1,69
150	PS008.150.12	2,15



Do not touch
[PSS009]

Ø/mm	Order-No.	€/pc.
150	PS009.150.11	1,69
150	PS009.150.12	2,15



Do not extinguish
with water
[PSS010]

Ø/mm	Order-No.	€/pc.
150	PS010.150.11	1,69
150	PS010.150.12	2,15



No activated
mobile phone
[PSS011]

Ø/mm	Order-No.	€/pc.
150	PS011.150.11	1,69
150	PS011.150.12	2,15



No access
for persons with
metallic implants
[PSS012]

Ø/mm	Order-No.	€/pc.
150	PS012.150.11	1,69
150	PS012.150.12	2,15



No reaching in
[PSS013]

Ø/mm	Order-No.	€/pc.
150	PS013.150.11	1,69
150	PS013.150.12	2,15



No pushing
[PSS014]

Ø/mm	Order-No.	€/pc.
150	PS014.150.11	1,69
150	PS014.150.12	2,15



No sitting
[PSS015]

Ø/mm	Order-No.	€/pc.
150	PS015.150.11	1,69
150	PS015.150.12	2,15



No stepping
on surface
[PSS016]

Ø/mm	Order-No.	€/pc.
150	PS016.150.11	1,69
150	PS016.150.12	2,15



Do not use lift in the event of fire [PSS017]

Ø/mm	Order-No.	€/pc.
150	PS017.150.11	1,69
150	PS017.150.12	2,15



No dogs [PSS018]

Ø/mm	Order-No.	€/pc.
150	PS018.150.11	1,69
150	PS018.150.12	2,15



No eating or drinking [PSS019]

Ø/mm	Order-No.	€/pc.
150	PS019.150.11	1,69
150	PS019.150.12	2,15



Do not obstruct [PSS020]

Ø/mm	Order-No.	€/pc.
150	PS020.150.11	1,69
150	PS020.150.12	2,15



Do not walk or stand here [PSS021]

Ø/mm	Order-No.	€/pc.
150	PS021.150.11	1,69
150	PS021.150.12	2,15



Do not spray with water

Ø/mm	Order-No.	€/pc.
150	PS401.150.11	1,69
150	PS401.150.12	2,15



No trespassing

Ø/mm	Order-No.	€/pc.
150	PS402.150.11	1,69
150	PS402.150.12	2,15



Do not use this incomplete scaffold

Ø/mm	Order-No.	€/pc.
150	PS403.150.11	1,69
150	PS403.150.12	2,15



Do not use this device in a bathtub, shower or water-filled reservoir

Ø/mm	Order-No.	€/pc.
150	PS404.150.11	1,69
150	PS404.150.12	2,15



Do not use this lift for people

Ø/mm	Order-No.	€/pc.
150	PS405.150.11	1,69
150	PS405.150.12	2,15



Do not wear gloves

Ø/mm	Order-No.	€/pc.
150	PS406.150.11	1,69
150	PS406.150.12	2,15



No photography

Ø/mm	Order-No.	€/pc.
150	PS407.150.11	1,69
150	PS407.150.12	2,15



Do not tie knots in rope

Ø/mm	Order-No.	€/pc.
150	PS408.150.11	1,69
150	PS408.150.12	2,15



Do not alter the state of the switch

Ø/mm	Order-No.	€/pc.
150	PS409.150.11	1,69
150	PS409.150.12	2,15



Do not use for face grinding

Ø/mm	Order-No.	€/pc.
150	PS410.150.11	1,69
150	PS410.150.12	2,15



Do not use for wet grinding

Ø/mm	Order-No.	€/pc.
150	PS411.150.11	1,69
150	PS411.150.12	2,15



Do not use with hand-held grinding machine

Ø/mm	Order-No.	€/pc.
150	PS412.150.11	1,69
150	PS412.150.12	2,15



No children allowed

Ø/mm	Order-No.	€/pc.
150	PS413.150.11	1,69
150	PS413.150.12	2,15



No heavy load

Ø/mm	Order-No.	€/pc.
150	PS414.150.11	1,69
150	PS414.150.12	2,15



Do not wear metal studded footwear

Ø/mm	Order-No.	€/pc.
150	PS415.150.11	1,69
150	PS415.150.12	2,15



No climbing

Ø/mm	Order-No.	€/pc.
150	PS416.150.11	1,69
150	PS416.150.12	2,15



Hot works prohibited

Ø/mm	Order-No.	€/pc.
150	PS417.150.11	1,69
150	PS417.150.12	2,15

Material specification

.11 = clear or coloured vinyl foil (self-adhesive)

.12 = photoluminescent foil (self-adhesive) according to DIN 67510

Please note:

Photoluminescent material will be delivered as material sub-class A, otherwise it has to be indicated as shown on page 35.

Safety signs

PSS - Prohibition signs



No diving

W x H/mm	Order-No.	€/pc.
150 x 150	PS418.150.11	1,69
150 x 150	PS418.150.12	2,15



No outdoor footwear

Ø/mm	Order-No.	€/pc.
150	PS419.150.11	1,69
150	PS419.150.12	2,15



Unauthorised persons may not service machines

Ø/mm	Order-No.	€/pc.
150	PS501.150.11	1,69
150	PS501.150.12	2,15



Do not clean or oil

Ø/mm	Order-No.	€/pc.
150	PS502.150.11	1,69
150	PS502.150.12	2,15



W x H/mm	Order-No.	€/pc.
300 x 100	PS504.300.11	1,94
300 x 100	PS504.300.12	2,70



W x H/mm	Order-No.	€/pc.
300 x 100	PS505.300.11	1,94
300 x 100	PS505.300.12	2,70



W x H/mm	Order-No.	€/pc.
300 x 100	PS506.300.11	1,94
300 x 100	PS506.300.12	2,70



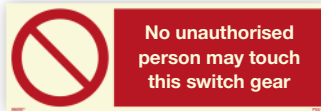
W x H/mm	Order-No.	€/pc.
300 x 100	PS507.300.11	1,94
300 x 100	PS507.300.12	2,70



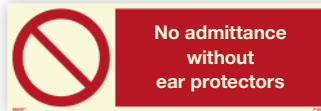
W x H/mm	Order-No.	€/pc.
300 x 100	PS508.300.11	1,94
300 x 100	PS508.300.12	2,70



W x H/mm	Order-No.	€/pc.
300 x 100	PS509.300.11	1,94
300 x 100	PS509.300.12	2,70



W x H/mm	Order-No.	€/pc.
300 x 100	PS510.300.11	1,94
300 x 100	PS510.300.12	2,70



W x H/mm	Order-No.	€/pc.
300 x 100	PS511.300.11	1,94
300 x 100	PS511.300.12	2,70



W x H/mm	Order-No.	€/pc.
300 x 100	PS512.300.11	1,94
300 x 100	PS512.300.12	2,70




W x H/mm	Order-No.	€/pc.
300 x 100	PS513.300.11	1,94
300 x 100	PS513.300.12	2,70



W x H/mm	Order-No.	€/pc.
300 x 100	PS514.300.11	1,94
300 x 100	PS514.300.12	2,70



W x H/mm	Order-No.	€/pc.
300 x 100	PS515.300.11	1,94
300 x 100	PS515.300.12	2,70

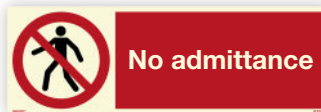
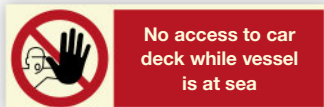


W x H/mm	Order-No.	€/pc.
300 x 100	PS520.300.11	1,94
300 x 100	PS520.300.12	2,95

PRINT SERVICE

Customise your own signs

Further information on page 13.



W x H/mm	Order-No.	€/pc.
300 x 100	PS521.300.11	1,94
300 x 100	PS521.300.12	2,95



W x H/mm	Order-No.	€/pc.
300 x 100	PS522.300.11	1,94
300 x 100	PS522.300.12	2,95



No unauthorised persons beyond this point

W x H/mm	Order-No.	€/pc.
300 x 100	PS523.300.11	1,94
300 x 100	PS523.300.12	2,95



No entry to unauthorised personnel

W x H/mm	Order-No.	€/pc.
300 x 100	PS524.300.11	1,94
300 x 100	PS524.300.12	2,95



No naked flames

W x H/mm	Order-No.	€/pc.
300 x 100	PS530.300.11	1,94
300 x 100	PS530.300.12	2,95



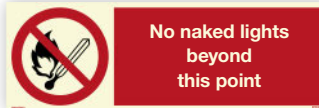
No naked lights

W x H/mm	Order-No.	€/pc.
300 x 100	PS531.300.11	1,94
300 x 100	PS531.300.12	2,95



No matches

W x H/mm	Order-No.	€/pc.
300 x 100	PS532.300.11	1,94
300 x 100	PS532.300.12	2,95



No naked lights beyond this point

W x H/mm	Order-No.	€/pc.
300 x 100	PS533.300.11	1,94
300 x 100	PS533.300.12	2,95



Open flame and smoking prohibited

W x H/mm	Order-No.	€/pc.
300 x 100	PS534.300.11	1,94
300 x 100	PS534.300.12	2,95



No smoking

W x H/mm	Order-No.	€/pc.
300 x 100	PS540.300.11	1,94
300 x 100	PS540.300.12	2,95



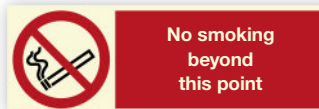
Smoking strictly forbidden

W x H/mm	Order-No.	€/pc.
300 x 100	PS541.300.11	1,94
300 x 100	PS541.300.12	2,95



This is a no smoking area

W x H/mm	Order-No.	€/pc.
300 x 100	PS542.300.11	1,94
300 x 100	PS542.300.12	2,95



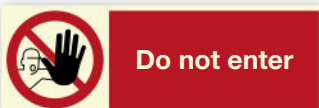
No smoking beyond this point

W x H/mm	Order-No.	€/pc.
300 x 100	PS543.300.11	1,94
300 x 100	PS543.300.12	2,95



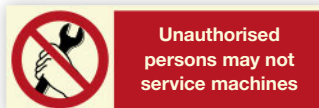
No entry

W x H/mm	Order-No.	€/pc.
300 x 100	PS550.300.11	1,94
300 x 100	PS550.300.12	2,95



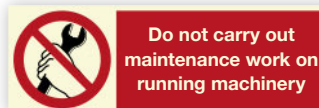
Do not enter

W x H/mm	Order-No.	€/pc.
300 x 100	PS551.300.11	1,94
300 x 100	PS551.300.12	2,95



Unauthorised persons may not service machines

W x H/mm	Order-No.	€/pc.
300 x 100	PS560.300.11	1,94
300 x 100	PS560.300.12	2,95



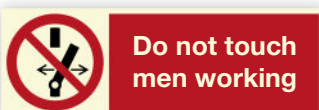
Do not carry out maintenance work on running machinery

W x H/mm	Order-No.	€/pc.
300 x 100	PS561.300.11	1,94
300 x 100	PS561.300.12	2,95




Do not operate

W x H/mm	Order-No.	€/pc.
300 x 100	PS570.300.11	1,94
300 x 100	PS570.300.12	2,95



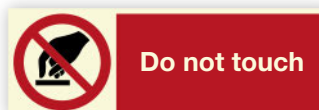
Do not touch men working

W x H/mm	Order-No.	€/pc.
300 x 100	PS571.300.11	1,94
300 x 100	PS571.300.12	2,95



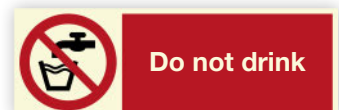
No photography

W x H/mm	Order-No.	€/pc.
300 x 100	PS580.300.11	1,94
300 x 100	PS580.300.12	2,95



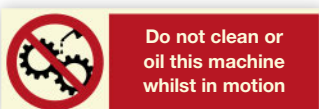
Do not touch

W x H/mm	Order-No.	€/pc.
300 x 100	PS581.300.11	1,94
300 x 100	PS581.300.12	2,95



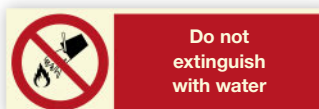
Do not drink

W x H/mm	Order-No.	€/pc.
300 x 100	PS582.300.11	1,94
300 x 100	PS582.300.12	2,95



Do not clean or oil this machine whilst in motion

W x H/mm	Order-No.	€/pc.
300 x 100	PS583.300.11	1,94
300 x 100	PS583.300.12	2,95



Do not extinguish with water

W x H/mm	Order-No.	€/pc.
300 x 100	PS584.300.11	1,94
300 x 100	PS584.300.12	2,95

Material specification

.11 = clear or coloured vinyl foil (self-adhesive)

.12 = photoluminescent foil (self-adhesive) according to DIN 67510

Please note:

Photoluminescent material will be delivered as material sub-class A, otherwise it has to be indicated as shown on page 35.

Safety signs

International Ship and Port Facility Security Code

ISPS Code

The purpose of the Code is to provide a standardised, consistent framework for evaluating risk, enabling governments to offset changes in threat with changes in vulnerability for ships and port facilities through determination of appropriate security levels and corresponding security measures.



No access

Ø/mm	Order-No.	€/pc.
150	PS004.150.12	2,15



No cameras

Ø/mm	Order-No.	€/pc.
150	PS407.150.12	2,15



No cellular phones

Ø/mm	Order-No.	€/pc.
150	PS011.150.12	2,15



No entry

Ø/mm	Order-No.	€/pc.
150	PS402.150.12	2,15



No weapons

Ø/mm	Order-No.	€/pc.
150	SS505.150.12	2,15



W x H/mm	Order-No.	€/pc.
300 x 100	SS510.300.12	2,95



W x H/mm	Order-No.	€/pc.
300 x 100	SS511.300.12	2,95



W x H/mm	Order-No.	€/pc.
300 x 100	SS512.300.12	2,95



W x H/mm	Order-No.	€/pc.
300 x 100	SS513.300.12	2,95



W x H/mm	Order-No.	€/pc.
300 x 100	SS514.300.12	2,95



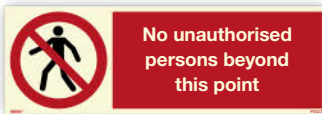
W x H/mm	Order-No.	€/pc.
300 x 100	SS515.300.12	2,95



W x H/mm	Order-No.	€/pc.
300 x 100	SS520.300.12	2,95



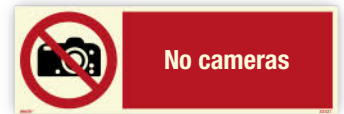
W x H/mm	Order-No.	€/pc.
300 x 100	SS521.300.12	2,95



W x H/mm	Order-No.	€/pc.
300 x 100	PS523.300.12	2,95



W x H/mm	Order-No.	€/pc.
300 x 100	SS530.300.12	2,95



W x H/mm	Order-No.	€/pc.
300 x 100	SS531.300.12	2,95



No cellular phones

W x H/mm	Order-No.	€/pc.
300 x 100	SS532.300.12	2,95



No weapons

W x H/mm	Order-No.	€/pc.
300 x 100	SS533.300.12	2,95

Material specification

.11 = clear or coloured vinyl foil (self-adhesive)

.12 = photoluminescent foil (self-adhesive) according to DIN 67510

Please note:

Photoluminescent material will be delivered as material sub-class A, otherwise it has to be indicated as shown on page 35.

Ship's security

In accordance with the ISPS Code all persons wishing to board this vessel must prove their identities upon request and should be prepared to be frisked for drugs and weapons.

Any disagree to either of these procedures will result in refusal of entry.

W x H/mm	Order-No.	€/pc.
300 x 400	SS546.300.12	9,50

Ship's security



In accordance with the ISPS Code all persons wishing to board this vessel must prove their identities upon request and should be prepared to be frisked.



No unauthorised cameras, cellular phones or weapons.



Any disagree to either of these procedures will result in refusal of entry.

W x H/mm	Order-No.	€/pc.
300 x 400	SS547.300.12	11,50

Ship's security



All visitors please announce at the reception



No cameras



No cellular phones

W x H/mm	Order-No.	€/pc.
300 x 400	SS548.300.12	11,50

Security level



Photoluminescent foil on a steel plate with magnetic numbers

W x H/mm	Order-No.	€/pc.
200 x 180	SS544.200.12	29,50

Crew members only

No admittance without the authority of a Ship's Officer.

Any unauthorised entry will be reported to the Port State Authorities.

W x H/mm	Order-No.	€/pc.
300 x 200	SS545.300.12	4,50

Locked at SL 1

W x H/mm	Order-No.	€/pc.
200 x 100	SS541.200.12	3,05

Locked at SL 2

W x H/mm	Order-No.	€/pc.
200 x 100	SS542.200.12	3,05

Locked at SL 3

W x H/mm	Order-No.	€/pc.
200 x 100	SS543.200.12	3,05



Ultra destructible film
Packing unit = 25 pieces

W x H/mm	Order-No.	€/pu
300 x 30	SS560.300.11	32,50



SECURITY SEAL - DO NOT

Ultra destructible film
Packing unit = 25 pieces

W x H/mm	Order-No.	€/pu
150 x 30	SS561.150.11	16,50

DO NOT ENTER - DO NOT

Ultra destructible film
Packing unit = 25 pieces

W x H/mm	Order-No.	€/pu
150 x 30	SS562.150.11	16,50

Safety signs

MSS - Mandatory action signs

Mandatory notices and instructions

Mandatory action signs are used to instruct persons of a specific course of action that shall be followed.



General mandatory action sign [MSS001]

Ø/mm	Order-No.	€/pc.
150	MA001.150.12	2,15



Refer to instruction manual/booklet [MSS002]

Ø/mm	Order-No.	€/pc.
150	MA002.150.12	2,15



Wear ear protection [MSS003]

Ø/mm	Order-No.	€/pc.
150	MA003.150.12	2,15



Wear eye protection [MSS004]

Ø/mm	Order-No.	€/pc.
150	MA004.150.12	2,15



Connect an earth terminal to the ground [MSS005]

Ø/mm	Order-No.	€/pc.
150	MA005.150.12	2,15



Disconnect mains plug from electrical outlet [MSS006]

Ø/mm	Order-No.	€/pc.
150	MA006.150.12	2,15



Opaque eye protection must be worn [MSS007]

Ø/mm	Order-No.	€/pc.
150	MA007.150.12	2,15



Wear safety footwear [MSS008]

Ø/mm	Order-No.	€/pc.
150	MA008.150.12	2,15



Wear protective gloves [MSS009]

Ø/mm	Order-No.	€/pc.
150	MA009.150.12	2,15



Wear protective clothing [MSS010]

Ø/mm	Order-No.	€/pc.
150	MA010.150.12	2,15



Wash your hands [MSS011]

Ø/mm	Order-No.	€/pc.
150	MA011.150.12	2,15



Use handrail [MSS012]

Ø/mm	Order-No.	€/pc.
150	MA012.150.12	2,15



Wear face shield [MSS013]

Ø/mm	Order-No.	€/pc.
150	MA013.150.12	2,15



Wear head protection [MSS014]

Ø/mm	Order-No.	€/pc.
150	MA014.150.12	2,15



Wear high visibility clothing [MSS015]

Ø/mm	Order-No.	€/pc.
150	MA015.150.12	2,15



Wear a mask [MSS016]

Ø/mm	Order-No.	€/pc.
150	MA016.150.12	2,15



Wear respiratory protection
[MSS017]

Ø/mm	Order-No.	€/pc.
150	MA017.150.12	2,15



Wear safety harness
[MSS018]

Ø/mm	Order-No.	€/pc.
150	MA018.150.12	2,15



Wear welding mask
[MSS019]

Ø/mm	Order-No.	€/pc.
150	MA019.150.12	2,15



Use barrier cream
[MSS020]

Ø/mm	Order-No.	€/pc.
150	MA020.150.12	2,15



Use footbridge
[MSS021]

Ø/mm	Order-No.	€/pc.
150	MA021.150.12	2,15



Wear safety belts
[MSS022]

Ø/mm	Order-No.	€/pc.
150	MA022.150.12	2,15



Close hatches
[MSS023]

Ø/mm	Order-No.	€/pc.
150	MA023.150.12	2,15



Start engine
[MSS024]

Ø/mm	Order-No.	€/pc.
150	MA024.150.12	2,15



Lower to the water
(lifeboat)
[MSS025]

Ø/mm	Order-No.	€/pc.
150	MA025.150.12	2,15



Lower to water
(liferaft)
[MSS026]

Ø/mm	Order-No.	€/pc.
150	MA026.150.12	2,15



Lower to water
(rescue boat)
[MSS027]

Ø/mm	Order-No.	€/pc.
150	MA027.150.12	2,15



Release falls
[MSS028]

Ø/mm	Order-No.	€/pc.
150	MA028.150.12	2,15



Start water spray
[MSS029]

Ø/mm	Order-No.	€/pc.
150	MA029.150.12	2,15



Start air supply
[MSS030]

Ø/mm	Order-No.	€/pc.
150	MA030.150.12	2,15



Release lifeboat gripes
[MSS031]

Ø/mm	Order-No.	€/pc.
150	MA031.150.12	2,15



Disconnect before
carrying out
maintenance or repair

Ø/mm	Order-No.	€/pc.
150	MA401.150.12	2,15



Protect infants' eyes
with opaque eye
protection

Ø/mm	Order-No.	€/pc.
150	MA402.150.12	2,15



Use this walkway

Ø/mm	Order-No.	€/pc.
150	MA403.150.12	2,15

Material specification

.12 = photoluminescent foil (self-adhesive) according to DIN 67510

Please note:

Photoluminescent material will be delivered as material sub-class A, otherwise it has to be indicated as shown on page 35.

Safety signs

MSS - Mandatory action signs



Use protective apron

Ø/mm	Order-No.	€/pc.
150	MA404.150.12	2,15



Keep locked

Ø/mm	Order-No.	€/pc.
150	MA405.150.12	2,15



Sound horn

Ø/mm	Order-No.	€/pc.
150	MA406.150.12	2,15



Use litter bin

Ø/mm	Order-No.	€/pc.
150	MA407.150.12	2,15



Use table saw adjustable guard

Ø/mm	Order-No.	€/pc.
150	MA408.150.12	2,15



Wear anti-static footwear

Ø/mm	Order-No.	€/pc.
150	MA409.150.12	2,15



Use gas detector

Ø/mm	Order-No.	€/pc.
150	MA410.150.12	2,15



Use self-contained breathing appliance

Ø/mm	Order-No.	€/pc.
150	MA411.150.12	2,15



Check guard

Ø/mm	Order-No.	€/pc.
150	MA412.150.12	2,15



Secure gas cylinders

Ø/mm	Order-No.	€/pc.
150	MA413.150.12	2,15



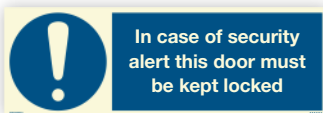
Wear personal floatation devices

Ø/mm	Order-No.	€/pc.
150	MA414.150.12	2,15

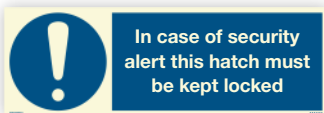


Keep children under supervision in the aquatic environment

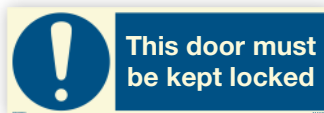
Ø/mm	Order-No.	€/pc.
150	MA415.150.12	2,15



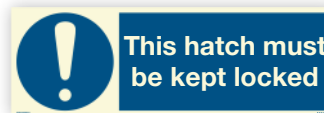
W x H/mm	Order-No.	€/pc.
300 x 100	MA501.300.12	2,70



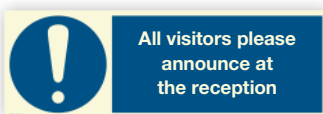
W x H/mm	Order-No.	€/pc.
300 x 100	MA502.300.12	2,70



W x H/mm	Order-No.	€/pc.
300 x 100	MA503.300.12	2,70



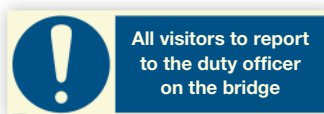
W x H/mm	Order-No.	€/pc.
300 x 100	MA504.300.12	2,70



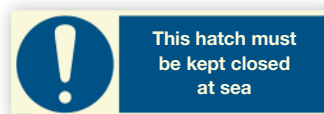
W x H/mm	Order-No.	€/pc.
300 x 100	MA505.300.12	2,70



W x H/mm	Order-No.	€/pc.
300 x 100	MA506.300.12	2,70



W x H/mm	Order-No.	€/pc.
300 x 100	MA507.300.12	2,70



W x H/mm	Order-No.	€/pc.
300 x 100	MA508.300.12	2,70

Material specification

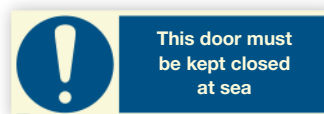
.12 = photoluminescent foil (self-adhesive) according to DIN 67510

Please note:

Photoluminescent material will be delivered as material sub-class A, otherwise it has to be indicated as shown on page 35.



W x H/mm	Order-No.	€/pc.
300 x 100	MA509.300.12	2,70



W x H/mm	Order-No.	€/pc.
300 x 100	MA510.300.12	2,70



W x H/mm Order-No. €/pc.
300 x 100 MA511.300.12 2,70



W x H/mm Order-No. €/pc.
300 x 100 MA512.300.12 2,70



W x H/mm Order-No. €/pc.
300 x 100 MA513.300.12 2,70



W x H/mm Order-No. €/pc.
300 x 100 MA514.300.12 2,70



W x H/mm Order-No. €/pc.
300 x 100 MA515.300.12 2,70



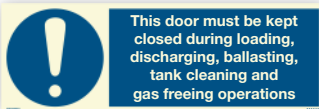
W x H/mm Order-No. €/pc.
300 x 100 MA516.300.12 2,70



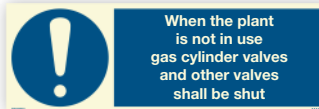
W x H/mm Order-No. €/pc.
300 x 100 MA517.300.12 2,70



W x H/mm Order-No. €/pc.
300 x 100 MA518.300.12 2,70



W x H/mm Order-No. €/pc.
300 x 100 MA519.300.12 2,70



W x H/mm Order-No. €/pc.
300 x 100 MA520.300.12 2,70



W x H/mm Order-No. €/pc.
300 x 100 MA521.300.12 2,70



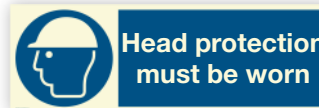
W x H/mm Order-No. €/pc.
300 x 100 MA522.300.12 2,70



W x H/mm Order-No. €/pc.
300 x 100 MA523.300.12 2,70



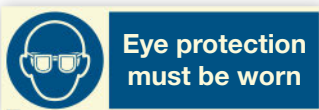
W x H/mm Order-No. €/pc.
300 x 100 MA530.300.12 2,70



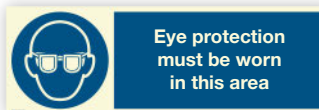
W x H/mm Order-No. €/pc.
300 x 100 MA531.300.12 2,70



W x H/mm Order-No. €/pc.
300 x 100 MA532.300.12 2,70



W x H/mm Order-No. €/pc.
300 x 100 MA540.300.12 2,70

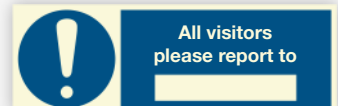


W x H/mm Order-No. €/pc.
300 x 100 MA541.300.12 2,70

PRINT SERVICE

Customise your own signs

Further information on page 13.



Safety signs

MSS - Mandatory action signs



W x H/mm Order-No. €/pc.
300 x 100 MA542.300.12 2,70



W x H/mm Order-No. €/pc.
300 x 100 MA543.300.12 2,70



W x H/mm Order-No. €/pc.
300 x 100 MA550.300.12 2,70



W x H/mm Order-No. €/pc.
300 x 100 MA551.300.12 2,70



W x H/mm Order-No. €/pc.
300 x 100 MA552.300.12 2,70



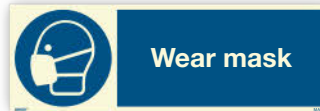
W x H/mm Order-No. €/pc.
300 x 100 MA560.300.12 2,70



W x H/mm Order-No. €/pc.
300 x 100 MA561.300.12 2,70



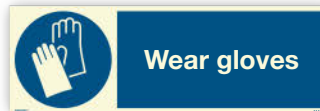
W x H/mm Order-No. €/pc.
300 x 100 MA562.300.12 2,70



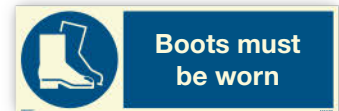
W x H/mm Order-No. €/pc.
300 x 100 MA570.300.12 2,70



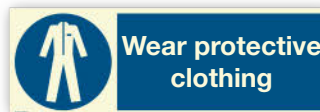
W x H/mm Order-No. €/pc.
300 x 100 MA571.300.12 2,70



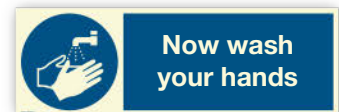
W x H/mm Order-No. €/pc.
300 x 100 MA572.300.12 2,70




W x H/mm Order-No. €/pc.
300 x 100 MA573.300.12 2,70



W x H/mm Order-No. €/pc.
300 x 100 MA574.300.12 2,70



W x H/mm Order-No. €/pc.
300 x 100 MA575.300.12 2,70



W x H/mm Order-No. €/pc.
300 x 100 MA576.300.12 2,70



W x H/mm Order-No. €/pc.
450 x 150 MA577.450.12 5,95

Material specification

.12 = photoluminescent foil (self-adhesive) according to DIN 67510

Please note:

Photoluminescent material will be delivered as material sub-class A, otherwise it has to be indicated as shown on page 35.



Ø/mm	Order-No.	€/pc.
150	MA581.150.12	2,15



Ø/mm	Order-No.	€/pc.
150	MA582.150.12	2,15



Ø/mm	Order-No.	€/pc.
150	MA583.150.12	2,15



Ø/mm	Order-No.	€/pc.
150	MA584.150.12	2,15



Ø/mm	Order-No.	€/pc.
150	MA585.150.12	2,15



Ø/mm	Order-No.	€/pc.
150	MA586.150.12	2,15



Ø/mm	Order-No.	€/pc.
150	MA587.150.12	2,15



Ø/mm	Order-No.	€/pc.
150	MA588.150.12	2,15



Ø/mm	Order-No.	€/pc.
150	MA589.150.12	2,15



Ø/mm	Order-No.	€/pc.
150	MA590.150.12	2,15



Ø/mm	Order-No.	€/pc.
150	MA591.150.12	2,15



Ø/mm	Order-No.	€/pc.
150	MA592.150.12	2,15



Ø/mm	Order-No.	€/pc.
150	MA593.150.12	2,15



Ø/mm	Order-No.	€/pc.
150	MA594.150.12	2,15



Ø/mm	Order-No.	€/pc.
150	MA595.150.12	2,15



Ø/mm	Order-No.	€/pc.
150	MA596.150.12	2,15



Ø/mm	Order-No.	€/pc.
150	MA597.150.12	2,15



Ø/mm	Order-No.	€/pc.
150	MA598.150.12	2,15



Ø/mm	Order-No.	€/pc.
150	MA599.150.12	2,15



Ø/mm	Order-No.	€/pc.
150	MA600.150.12	2,15

Safety signs

WSS - Warning signs

Identification of hazards

Warning signs are used to warn persons of possible dangerous conditions, hazards and risks that exist on board a ship.



General warning sign [WSS001]

SL/mm	Order-No.	€/pc.
150	WS001.150.11	1,69
150	WS001.150.12	2,15



Warning; Explosive material [WSS002]

SL/mm	Order-No.	€/pc.
150	WS002.150.11	1,69
150	WS002.150.12	2,15



Warning; Radioactive material or ionizing radiation [WSS003]

SL/mm	Order-No.	€/pc.
150	WS003.150.11	1,69
150	WS003.150.12	2,15



Warning; Laser beam [WSS004]

SL/mm	Order-No.	€/pc.
150	WS004.150.11	1,69
150	WS004.150.12	2,15



Warning; Non-ionizing radiation [WSS005]

SL/mm	Order-No.	€/pc.
150	WS005.150.11	1,69
150	WS005.150.12	2,15



Warning; Magnetic field [WSS006]

SL/mm	Order-No.	€/pc.
150	WS006.150.11	1,69
150	WS006.150.12	2,15



Warning; Floor level obstacle / Mind the step [WSS007]

SL/mm	Order-No.	€/pc.
150	WS007.150.11	1,69
150	WS007.150.12	2,15



Warning; Drop (fall) [WSS008]

SL/mm	Order-No.	€/pc.
150	WS008.150.11	1,69
150	WS008.150.12	2,15



Warning; Biological hazard [WSS009]

SL/mm	Order-No.	€/pc.
150	WS009.150.11	1,69
150	WS009.150.12	2,15



Warning; Low temperature/ freezing conditions [WSS010]

SL/mm	Order-No.	€/pc.
150	WS010.150.11	1,69
150	WS010.150.12	2,15



Warning; Slippery surface [WSS011]

SL/mm	Order-No.	€/pc.
150	WS011.150.11	1,69
150	WS011.150.12	2,15



Warning; Electricity [WSS012]

SL/mm	Order-No.	€/pc.
150	WS012.150.11	1,69
150	WS012.150.12	2,15



Warning; Guard dog [WSS013]

SL/mm	Order-No.	€/pc.
150	WS013.150.11	1,69
150	WS013.150.12	2,15



Warning; Fork lift trucks and other industrial vehicles [WSS014]

SL/mm	Order-No.	€/pc.
150	WS014.150.11	1,69
150	WS014.150.12	2,15



Warning; Overhead load [WSS015]

SL/mm	Order-No.	€/pc.
150	WS015.150.11	1,69
150	WS015.150.12	2,15



Warning; Toxic material [WSS016]

SL/mm	Order-No.	€/pc.
150	WS016.150.11	1,69
150	WS016.150.12	2,15



Warning; Hot surface
[WSS017]

SL/mm	Order-No.	€/pc.
150	WS017.150.11	1,69
150	WS017.150.12	2,15



Warning; Automatic start-up
[WSS018]

SL/mm	Order-No.	€/pc.
150	WS018.150.11	1,69
150	WS018.150.12	2,15



Warning; Crushing
[WSS019]

SL/mm	Order-No.	€/pc.
150	WS019.150.11	1,69
150	WS019.150.12	2,15



Warning; Overhead obstacle / Mind your head
[WSS020]

SL/mm	Order-No.	€/pc.
150	WS020.150.11	1,69
150	WS020.150.12	2,15



Warning;
Flammable material
[WSS021]

SL/mm	Order-No.	€/pc.
150	WS021.150.11	1,69
150	WS021.150.12	2,15



Warning;
Sharp element
[WSS022]

SL/mm	Order-No.	€/pc.
150	WS022.150.11	1,69
150	WS022.150.12	2,15



Warning;
Crushing of hands

SL/mm	Order-No.	€/pc.
150	WS401.150.11	1,69
150	WS401.150.12	2,15



Warning;
Counterrotating rollers

SL/mm	Order-No.	€/pc.
150	WS402.150.11	1,69
150	WS402.150.12	2,15



Warning;
Battery charging

SL/mm	Order-No.	€/pc.
150	WS403.150.11	1,69
150	WS403.150.12	2,15



Warning;
Optical radiation

SL/mm	Order-No.	€/pc.
150	WS404.150.11	1,69
150	WS404.150.12	2,15



Warning;
Oxidizing substance

SL/mm	Order-No.	€/pc.
150	WS405.150.11	1,69
150	WS405.150.12	2,15



Warning;
Pressurized cylinder

SL/mm	Order-No.	€/pc.
150	WS406.150.11	1,69
150	WS406.150.12	2,15

PRINT SERVICE

Customise your combination signs

Further information on page 13



Warning;
Corrosive substance

SL/mm	Order-No.	€/pc.
150	WS407.150.11	1,69
150	WS407.150.12	2,15



Warning;
Hand crushing between press brake tool

SL/mm	Order-No.	€/pc.
150	WS408.150.11	1,69
150	WS408.150.12	2,15



Warning; Hand crushing between press brake and material

SL/mm	Order-No.	€/pc.
150	WS409.150.11	1,69
150	WS409.150.12	2,15



Warning; Barbed wire

SL/mm	Order-No.	€/pc.
150	WS410.150.11	1,69
150	WS410.150.12	2,15



Warning;
Falling objects

SL/mm	Order-No.	€/pc.
150	WS411.150.11	1,69
150	WS411.150.12	2,15



Warning; Run over by remote operator controlled machine

SL/mm	Order-No.	€/pc.
150	WS412.150.11	1,69
150	WS412.150.12	2,15



Warning;
Sudden loud noise

SL/mm	Order-No.	€/pc.
150	WS413.150.11	1,69
150	WS413.150.12	2,15



Warning;
Strong winds

SL/mm	Order-No.	€/pc.
150	WS414.150.11	1,69
150	WS414.150.12	2,15



Warning;
Noise source

SL/mm	Order-No.	€/pc.
150	WS501.150.11	1,69
150	WS501.150.12	2,15

Material specification

.11 = clear or coloured vinyl foil (self-adhesive)

.12 = photoluminescent foil (self-adhesive) according to DIN 67510

Please note:

Photoluminescent material will be delivered as material sub-class A, otherwise it has to be indicated as shown on page 35.

Safety signs

WSS - Warning signs / Pipe markings



W x H/mm	Order-No.	€/pc.
300 x 100	WS502.300.11	1,94
300 x 100	WS502.300.12	2,95



W x H/mm	Order-No.	€/pc.
300 x 100	WS504.300.11	1,94
300 x 100	WS504.300.12	2,95



W x H/mm	Order-No.	€/pc.
300 x 100	WS522.300.11	1,94
300 x 100	WS522.300.12	2,95



W x H/mm	Order-No.	€/pc.
300 x 100	WS523.300.11	1,94
300 x 100	WS523.300.12	2,95



W x H/mm	Order-No.	€/pc.
300 x 100	WS531.300.11	1,94
300 x 100	WS531.300.12	2,95



W x H/mm	Order-No.	€/pc.
300 x 100	WS532.300.11	1,94
300 x 100	WS532.300.12	2,95



W x H/mm	Order-No.	€/pc.
300 x 100	WS533.300.11	1,94
300 x 100	WS533.300.12	2,95



W x H/mm	Order-No.	€/pc.
300 x 100	WS535.300.11	1,94
300 x 100	WS535.300.12	2,95



W x H/mm	Order-No.	€/pc.
300 x 100	WS540.300.11	1,94
300 x 100	WS540.300.12	2,95



W x H/mm	Order-No.	€/pc.
300 x 100	WS543.300.11	1,94
300 x 100	WS543.300.12	2,95



W x H/mm	Order-No.	€/pc.
300 x 100	WS546.300.11	1,94
300 x 100	WS546.300.12	2,95



W x H/mm	Order-No.	€/pc.
300 x 100	WS550.300.11	1,94
300 x 100	WS550.300.12	2,95



W x H/mm	Order-No.	€/pc.
300 x 100	WS560.300.11	1,94
300 x 100	WS560.300.12	2,95



W x H/mm	Order-No.	€/pc.
300 x 100	WS562.300.11	1,94
300 x 100	WS562.300.12	2,95



W x H/mm	Order-No.	€/pc.
300 x 100	WS563.300.11	1,94
300 x 100	WS563.300.12	2,95



W x H/mm	Order-No.	€/pc.
300 x 100	WS570.300.11	1,94
300 x 100	WS570.300.12	2,95



W x H/mm	Order-No.	€/pc.
300 x 100	WS571.300.11	1,94
300 x 100	WS571.300.12	2,95



W x H/mm	Order-No.	€/pc.
300 x 100	WS590.300.11	1,94
300 x 100	WS590.300.12	2,95



W x H/mm	Order-No.	€/pc.
300 x 100	WS601.300.11	1,94
300 x 100	WS601.300.12	2,95



W x H/mm	Order-No.	€/pc.
300 x 100	WS610.300.11	1,94
300 x 100	WS610.300.12	2,95



W x H/mm	Order-No.	€/pc.
300 x 100	WS632.300.11	1,94
300 x 100	WS632.300.12	2,95



W x H/mm	Order-No.	€/pc.
300 x 100	WS633.300.11	1,94
300 x 100	WS633.300.12	2,95

Material specification

.11 = clear or coloured vinyl foil (self-adhesive)

.12 = photoluminescent foil (self-adhesive) according to DIN 67510

Please note:

Photoluminescent material will be delivered as material sub-class A, otherwise it has to be indicated as shown on page 35.

Pipe marking according to ISO 14726

All colours acc. to ISO 14726, other colours (e.g. BS) on request. Supplementary indications as flow-direction or additional markings by text are possible on request.



PM501 - 644.090.11 (example: PM516.090.11)

Material: PVC-foil
Heat resistance: 80°C (on request 130°C)
Size: 90 mm x 33 m (length on roll)

Price in €/pc.				
1+	5+	10+	15+	25+
268,50	138,80	106,55	92,25	88,10



PM500.050.11

Material: PVC-foil
Heat resistance: 80°C (on request 130°C)
Size: 50 mm x 33 m (length on roll)

Price in €/pc.				
1+	5+	10+	20+	50+
155,60	98,45	87,50	75,40	68,90

Waste media (Main colour is black)

Type	Order-No.	Colour
General	PM501.090.11	BK BK BK
Black water	PM502.090.11	BK BU BK
Waste oil / used oil	PM503.090.11	BK BN BK
Bilge water	PM504.090.11	BK GN BK
Exhaust gas	PM505.090.11	BK GY BK
	PM506.090.11	BK MN BK
	PM507.090.11	BK OG BK
	PM508.090.11	BK SR BK
	PM509.090.11	BK RD BK
	PM510.090.11	BK VT BK
Grey water	PM511.090.11	BK WH BK
Sewage, contaminated	PM512.090.11	BK YEO BK

Fresh water (Main colour is blue)

Type	Order-No.	Colour
General	PM513.090.11	BK BU BU
	PM514.090.11	BU BK BU
Fresh water, sanitary	PM515.090.11	BU BN BU
Potable water	PM516.090.11	BU GN BU
Distillate	PM517.090.11	BU GY BU
	PM518.090.11	BU MN BU
Gas turb. wash water	PM519.090.11	BU OG BU
Feed water	PM520.090.11	BU SR BU
	PM521.090.11	BU RD BU
Cooling fresh water	PM522.090.11	BU VT BU
Chilled water	PM523.090.11	BU WH BU
Condensate	PM524.090.11	BU YEO BU

Fuel (Main colour is brown)

Type	Order-No.	Colour
General	PM525.090.11	BN BN BN
Heavy fuel (HFO)	PM526.090.11	BN BK BN
Aviation fuel	PM527.090.11	BN BU BN
	PM528.090.11	BN GN BN
	PM529.090.11	BN GY BN
	PM530.090.11	BN MN BN
	PM531.090.11	BN OG BN
	PM532.090.11	BN SR BN
	PM533.090.11	BN RD BN
Biological fuel	PM534.090.11	BN VT BN
Gas turbine fuel	PM535.090.11	BN WH BN
Diesel fuel (MDO)	PM536.090.11	BN YEO BN

Sea water (Main colour is green)

Type	Order-No.	Colour
General	PM537.090.11	GN GN GN
	PM538.090.11	GN BK GN
Decont. water	PM539.090.11	GN BU GN
Sea water, san.	PM540.090.11	GN BN GN
	PM541.090.11	GN GY GN
	PM542.090.11	GN MN GN
	PM543.090.11	GN OG GN
	PM544.090.11	GN SR GN
	PM545.090.11	GN RD GN
Ballast water	PM546.090.11	GN VT GN
	PM547.090.11	GN WH GN
Cooling sea water	PM548.090.11	GN YEO GN

Non-flammable gases (Main colour is grey)

Type	Order-No.	Colour
General	PM549.090.11	GY GY GY
	PM550.090.11	GY BK GY
Oxygen	PM551.090.11	GY BU GY
Inert gas	PM552.090.11	GY BN GY
Nitrogen	PM553.090.11	GY GN GY
Refrigerant	PM554.090.11	GY MN GY
Compressed air LP	PM555.090.11	GY OG GY
	PM556.090.11	GY SR GY
Compressed air HP	PM557.090.11	GY RD GY
Control air / reg. air	PM558.090.11	GY VT GY
Breathing air	PM559.090.11	GY WH GY
Breathing gas	PM560.090.11	GY YEO GY

Air & sound. pipes (Main colour is maroon)

Type	Order-No.	Colour
General	PM561.090.11	MN MN MN
Waste Media	PM562.090.11	MN BK MN
Fresh water	PM563.090.11	MN BU MN
Fuel	PM564.090.11	MN BN MN
Sea water	PM565.090.11	MN GN MN
Non-flam. gases	PM566.090.11	MN GY MN
Oil other than fuel	PM567.090.11	MN OG MN
Steam	PM568.090.11	MN SR MN
Fire fighting	PM569.090.11	MN RD MN
Acids, alkalis	PM570.090.11	MN VT MN
Ventilation system	PM571.090.11	MN WH MN
Flammable gases	PM572.090.11	MN YEO MN

Oil other than fuel (Main colour is orange)

Type	Order-No.	Colour
General	PM573.090.11	OG OG OG
	PM574.090.11	OG BK OG
Thermal fluid	PM575.090.11	OG BU OG
	PM576.090.11	OG BN OG
Lub. oil for gas turb.	PM577.090.11	OG GN OG
Hydraulic fluid	PM578.090.11	OG GY OG
	PM579.090.11	OG MN OG
Lub. oil (steam turb.)	PM580.090.11	OG SR OG
	PM581.090.11	OG RD OG
Lub. oil for gears	PM582.090.11	OG VT OG
	PM583.090.11	OG WH OG
Lub. oil (int. engines)	PM584.090.11	OG YEO OG

Steam (Main colour is silver)

Type	Order-No.	Colour
General	PM585.090.11	SR SR SR
Steam for heat. purp.	PM586.090.11	SR BK SR
	PM587.090.11	SR BU SR
	PM588.090.11	SR BN SR
	PM589.090.11	SR GN SR
	PM590.090.11	SR GY SR
	PM591.090.11	SR MN SR
	PM592.090.11	SR OG SR
	PM593.090.11	SR RD SR
	PM594.090.11	SR VT SR
Exhaust steam	PM595.090.11	SR WH SR
Supply steam	PM596.090.11	SR YEO SR

Fire-fighting / Fire protection (Main colour is red)

Type	Order-No.	Colour
General	PM597.090.11	RD RD RD
	PM598.090.11	RD BK RD
	PM599.090.11	RD BU RD
	PM600.090.11	RD BN RD
Fire-fighting water	PM601.090.11	RD GN RD
Fire-fighting gas	PM602.090.11	RD GY RD
	PM603.090.11	RD MN RD
Sprinkler water	PM604.090.11	RD OG RD
	PM605.090.11	RD SR RD
Spray water	PM606.090.11	RD VT RD
Fire-fighting powder	PM607.090.11	RD WH RD
Fire-fighting foam	PM608.090.11	RD YEO RD

Acids, alkalis (Main colour is violet)

Type	Order-No.	Colour
General	PM609.090.11	VT VT VT
	PM610.090.11	VT BK VT
	PM611.090.11	VT BU VT
	PM612.090.11	VT BN VT
	PM613.090.11	VT GN VT
	PM614.090.11	VT GY VT
	PM615.090.11	VT MN VT
	PM616.090.11	VT OG VT
	PM617.090.11	VT SR VT
	PM618.090.11	VT RD VT
	PM619.090.11	VT WH VT
	PM620.090.11	VT YEO VT

Air in ventilation systems (Main colour is white)

Type	Order-No.	Colour
General	PM621.090.11	WH WH WH
Discharge air	PM622.090.11	WH BK WH
Mech. supply air, cold	PM623.090.11	WH BU WH
Natural exhaust air	PM624.090.11	WH BN WH
Atmospheric air	PM625.090.11	WH GN WH
Mech. exhaust air	PM626.090.11	WH GY WH
Decont. supply air	PM627.090.11	WH MN WH
Mech. recirculated air	PM628.090.11	WH OG WH
Mech. supply air, warm	PM629.090.11	WH SR WH
Smoke clearance	PM630.090.11	WH RD WH
Conditioned supply air	PM631.090.11	WH VT WH
Natural supply air	PM632.090.11	WH YEO WH

Flammable gases (Main colour is yellow)

Type	Order-No.	Colour
General	PM633.090.11	YEO YEO YEO
	PM634.090.11	YEO BK YEO
Hydrogen	PM635.090.11	YEO BU YEO
	PM636.090.11	YEO BN YEO
	PM637.090.11	YEO GN YEO
Acetylene	PM638.090.11	YEO GY YEO
	PM639.090.11	YEO MN YEO
	PM640.090.11	YEO OG YEO
	PM641.090.11	YEO SR YEO
	PM642.090.11	YEO RD YEO
Liquid gas	PM643.090.11	YEO VT YEO
	PM644.090.11	YEO WH YEO



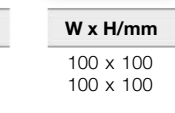

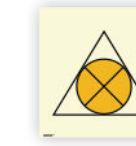



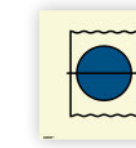
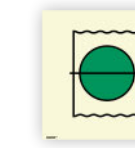
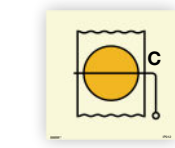
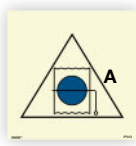
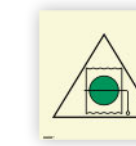

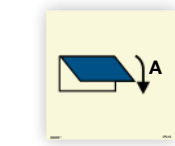
Safety signs

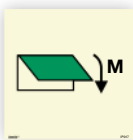
SIS - Fire control plan signs for trained personnel

Specific information for qualified personnel

Specific information for qualified personnel on the use of specialised safety and fire protection equipment and life-saving appliances on board the ship.

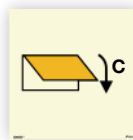


 <p>Fire Plan</p>	<p>Fire control plan [SIS001]</p>	 <p>Safety Plan</p>	<p>Safety Plan [SIS002]</p>	<p>W x H/mm Order-No. €/pc.</p> <p>150 x 150 IP001.150.12 2,15 150 x 150 IP001.150.22 2,65</p>	<p>W x H/mm Order-No. €/pc.</p> <p>150 x 150 IP002.150.12 2,15 150 x 150 IP002.150.22 2,65</p>	<p>W x H/mm Order-No. €/pc.</p> <p>150 x 150 IP003.150.12 2,15 150 x 150 IP003.150.22 2,65</p>	 <p>Ventilation remote control or shut off (Accommodation) [SIS004]</p> <p>W x H/mm Order-No. €/pc.</p> <p>100 x 100 IP004.150.12 2,15 100 x 100 IP004.150.22 2,65</p>
 <p>Ventilation remote control or shut off (Machinery) [SIS005]</p>	 <p>Ventilation remote control or shut off (Cargo) [SIS006]</p>	 <p>Remote control for skylight [SIS007]</p>	 <p>Remote control for water tight doors [SIS008]</p>	<p>W x H/mm Order-No. €/pc.</p> <p>150 x 150 IP005.150.12 2,15 150 x 150 IP005.150.22 2,65</p>	<p>W x H/mm Order-No. €/pc.</p> <p>150 x 150 IP006.150.12 2,15 150 x 150 IP006.150.22 2,65</p>	<p>W x H/mm Order-No. €/pc.</p> <p>150 x 150 IP007.150.12 2,15 150 x 150 IP007.150.22 2,65</p>	<p>W x H/mm Order-No. €/pc.</p> <p>150 x 150 IP008.150.12 2,15 150 x 150 IP008.150.22 2,65</p>
 <p>Remote control for fire doors [SIS009]</p>	 <p>Fire damper (Accommodation) [SIS010]</p>	 <p>Fire damper (Machinery) [SIS011]</p>	 <p>Fire damper (Cargo) [SIS012]</p>	<p>W x H/mm Order-No. €/pc.</p> <p>150 x 150 IP009.150.12 2,15 150 x 150 IP009.150.22 2,65</p>	<p>W x H/mm Order-No. €/pc.</p> <p>150 x 150 IP010.150.12 2,15 150 x 150 IP010.150.22 2,65</p>	<p>W x H/mm Order-No. €/pc.</p> <p>150 x 150 IP011.150.12 2,15 150 x 150 IP011.150.22 2,65</p>	<p>W x H/mm Order-No. €/pc.</p> <p>150 x 150 IP012.150.12 2,15 150 x 150 IP012.150.22 2,65</p>
 <p>Remote control for Fire damper(s) (Accommodation) [SIS013]</p>	 <p>Remote control for Fire damper(s) (Machinery) [SIS014]</p>	 <p>Remote control for Fire damper(s) (Cargo) [SIS015]</p>	 <p>Closing device for ventilation device inlet or outlet (Accommodation) [SIS016]</p>	<p>W x H/mm Order-No. €/pc.</p> <p>150 x 150 IP013.150.12 2,15 150 x 150 IP013.150.22 2,65</p>	<p>W x H/mm Order-No. €/pc.</p> <p>150 x 150 IP014.150.12 2,15 150 x 150 IP014.150.22 2,65</p>	<p>W x H/mm Order-No. €/pc.</p> <p>150 x 150 IP015.150.12 2,15 150 x 150 IP015.150.22 2,65</p>	<p>W x H/mm Order-No. €/pc.</p> <p>150 x 150 IP016.150.12 2,15 150 x 150 IP016.150.22 2,65</p>



Closing device for ventilation device inlet or outlet (Machinery) [SIS017]

W x H/mm	Order-No.	€/pc.
150 x 150	IP017.150.12	2,15
150 x 150	IP017.150.22	2,65



Closing device for ventilation device inlet or outlet (Cargo) [SIS018]

W x H/mm	Order-No.	€/pc.
150 x 150	IP018.150.12	2,15
150 x 150	IP018.150.22	2,65



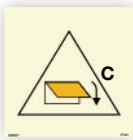
Remote control closing device(s) for ventilation inlet and outlet (Accommodation) [SIS019]

W x H/mm	Order-No.	€/pc.
150 x 150	IP019.150.12	2,15
150 x 150	IP019.150.22	2,65



Remote control closing device(s) for ventilation inlet and outlet (Machinery) [SIS020]

W x H/mm	Order-No.	€/pc.
150 x 150	IP020.150.12	2,15
150 x 150	IP020.150.22	2,65



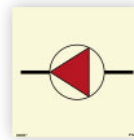
Remote control closing device(s) for ventilation inlet and outlet (Cargo) [SIS021]

W x H/mm	Order-No.	€/pc.
150 x 150	IP021.150.12	2,15
150 x 150	IP021.150.22	2,65



Remote control for fire pumps [SIS022]

W x H/mm	Order-No.	€/pc.
150 x 150	IP022.150.12	2,15
150 x 150	IP022.150.22	2,65




Fire pump [SIS023]

W x H/mm	Order-No.	€/pc.
150 x 150	IP023.150.12	2,15
150 x 150	IP023.150.22	2,65



Emergency fire pump remote control [SIS024]

W x H/mm	Order-No.	€/pc.
150 x 150	IP024.150.12	2,15
150 x 150	IP024.150.22	2,65



Emergency fire pump [SIS025]

W x H/mm	Order-No.	€/pc.
150 x 150	IP025.150.12	2,15
150 x 150	IP025.150.22	2,65



Fuel pump(s) remote shut-off [SIS026]

W x H/mm	Order-No.	€/pc.
150 x 150	IP026.150.12	2,15
150 x 150	IP026.150.22	2,65



Lube oil pump remote shut-off [SIS027]

W x H/mm	Order-No.	€/pc.
150 x 150	IP027.150.12	2,15
150 x 150	IP027.150.22	2,65



Remote control for bilge pump(s) [SIS028]

W x H/mm	Order-No.	€/pc.
150 x 150	IP028.150.12	2,15
150 x 150	IP028.150.22	2,65



Remote control for emergency bilge pump [SIS029]

W x H/mm	Order-No.	€/pc.
150 x 150	IP029.150.12	2,15
150 x 150	IP029.150.22	2,65



Remote control for fuel oil valves [SIS030]

W x H/mm	Order-No.	€/pc.
150 x 150	IP030.150.12	2,15
150 x 150	IP030.150.22	2,65



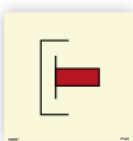
Remote control for lube oil valves [SIS031]

W x H/mm	Order-No.	€/pc.
150 x 150	IP031.150.12	2,15
150 x 150	IP031.150.22	2,65



Remote control for fire pump valves [SIS032]

W x H/mm	Order-No.	€/pc.
150 x 150	IP032.150.12	2,15
150 x 150	IP032.150.22	2,65



International shore connection [SIS033]

W x H/mm	Order-No.	€/pc.
150 x 150	IP033.150.12	2,15
150 x 150	IP033.150.22	2,65



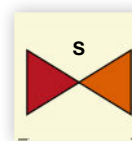
Fire Hydrant [SIS034]

W x H/mm	Order-No.	€/pc.
150 x 150	IP034.150.12	2,15
150 x 150	IP034.150.22	2,65



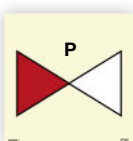
Fire main section valves [SIS035]

W x H/mm	Order-No.	€/pc.
150 x 150	IP035.150.12	2,15
150 x 150	IP035.150.22	2,65




Sprinkler section valves [SIS036]

W x H/mm	Order-No.	€/pc.
150 x 150	IP036.150.12	2,15
150 x 150	IP036.150.22	2,65



Powder section valves [SIS037]

W x H/mm	Order-No.	€/pc.
150 x 150	IP037.150.12	2,15
150 x 150	IP037.150.22	2,65



Foam section valves [SIS038]

W x H/mm	Order-No.	€/pc.
150 x 150	IP038.150.12	2,15
150 x 150	IP038.150.22	2,65

Material specification

.12 = photoluminescent foil (self-adhesive) according to DIN 67510

.22 = photoluminescent rigid PVC (self-adhesive) according to DIN 67510

Please note:

Photoluminescent material will be delivered as material sub-class A, otherwise it has to be indicated as shown on page 35.


Safety signs

SIS - Fire control plan signs for trained personnel



High expansion foam supply trunk (outlet) [SIS039]

W x H/mm	Order-No.	€/pc.
150 x 150	IP039.150.12	2,15
150 x 150	IP039.150.22	2,65



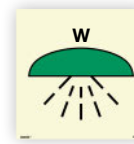
Water spray system valves [SIS040]

W x H/mm	Order-No.	€/pc.
150 x 150	IP040.150.12	2,15
150 x 150	IP040.150.22	2,65



Inert gas installation [SIS041]

W x H/mm	Order-No.	€/pc.
150 x 150	IP041.150.12	2,15
150 x 150	IP041.150.22	2,65




Space or group of spaces protected by a water fire-extinguishing system [SIS042]

W x H/mm	Order-No.	€/pc.
150 x 150	IP042.150.12	2,15
150 x 150	IP042.150.22	2,65



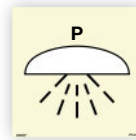
Space or group of spaces protected by a foam fire-extinguishing system [SIS043]

W x H/mm	Order-No.	€/pc.
150 x 150	IP043.150.12	2,15
150 x 150	IP043.150.22	2,65



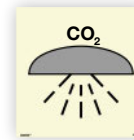
Space or group of spaces protected by a gas other than CO₂ fire-extinguishing system [SIS044]

W x H/mm	Order-No.	€/pc.
150 x 150	IP044.150.12	2,15
150 x 150	IP044.150.22	2,65



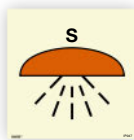
Space or group of spaces protected by a powder fire-extinguishing system [SIS045]

W x H/mm	Order-No.	€/pc.
150 x 150	IP045.150.12	2,15
150 x 150	IP045.150.22	2,65



Space or group of spaces protected by a CO₂ fire-extinguishing system [SIS046]

W x H/mm	Order-No.	€/pc.
150 x 150	IP046.150.12	2,15
150 x 150	IP046.150.22	2,65



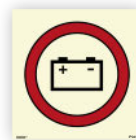
Space or group of spaces protected by a sprinkler or high-pressure water fire-extinguishing system [SIS047]

W x H/mm	Order-No.	€/pc.
150 x 150	IP047.150.12	2,15
150 x 150	IP047.150.22	2,65



Emergency Generator [SIS048]

W x H/mm	Order-No.	€/pc.
150 x 150	IP048.150.12	2,15
150 x 150	IP048.150.22	2,65



Emergency Source of Power (battery) [SIS049]

W x H/mm	Order-No.	€/pc.
150 x 150	IP049.150.12	2,15
150 x 150	IP049.150.22	2,65

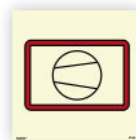


Emergency switchboard [SIS050]

W x H/mm	Order-No.	€/pc.
150 x 150	IP050.150.12	2,15
150 x 150	IP050.150.22	2,65


Not sure about the correct implementation of safety rules and regulations? Leave it to us!

Our expert team delivers your evacuation concept from engineering to turn-key delivery.



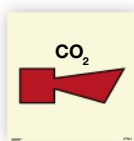
Air compressor for breathing devices [SIS051]

W x H/mm	Order-No.	€/pc.
150 x 150	IP051.150.12	2,15
150 x 150	IP051.150.22	2,65




Control panel for fire detection and alarm system [SIS052]

W x H/mm	Order-No.	€/pc.
150 x 150	IP052.150.12	2,15
150 x 150	IP052.150.22	2,65



CO₂ Fire alarm horn

W x H/mm	Order-No.	€/pc.
150 x 150	IP501.150.12	2,15
150 x 150	IP501.150.22	2,65



Fire alarm horn

W x H/mm	Order-No.	€/pc.
150 x 150	IP510.150.12	2,15
150 x 150	IP510.150.22	2,65



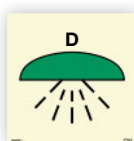
Bilge pump

W x H/mm	Order-No.	€/pc.
150 x 150	IP502.150.12	2,15
150 x 150	IP502.150.22	2,65




Emergency bilge pump

W x H/mm	Order-No.	€/pc.
150 x 150	IP503.150.12	2,15
150 x 150	IP503.150.22	2,65




Space or group of spaces protected by drenching system

W x H/mm	Order-No.	€/pc.
150 x 150	IP505.150.12	2,15
150 x 150	IP505.150.22	2,65



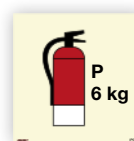
Portable CO₂ fire extinguisher, 5 kg

W x H/mm	Order-No.	€/pc.
150 x 150	IP506.150.12	2,15
150 x 150	IP506.150.22	2,65



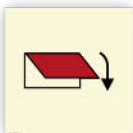
Portable foam fire extinguisher, 9 litres

W x H/mm	Order-No.	€/pc.
150 x 150	IP507.150.12	2,15
150 x 150	IP507.150.22	2,65




Portable powder fire extinguisher, 6 kg

W x H/mm	Order-No.	€/pc.
150 x 150	IP508.150.12	2,15
150 x 150	IP508.150.22	2,65



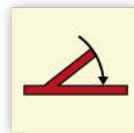
Closing appliance

W x H/mm	Order-No.	€/pc.
150 x 150	IP509.150.12	2,15
150 x 150	IP509.150.22	2,65



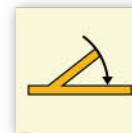
Drencher section valve

W x H/mm	Order-No.	€/pc.
150 x 150	IP511.150.12	2,15
150 x 150	IP511.150.22	2,65




A class hinged self-closing fire door

W x H/mm	Order-No.	€/pc.
150 x 150	IP514.150.12	2,15
150 x 150	IP514.150.22	2,65



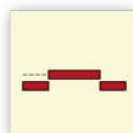
B class hinged self-closing fire door

W x H/mm	Order-No.	€/pc.
150 x 150	IP515.150.12	2,15
150 x 150	IP515.150.22	2,65



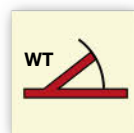
A class sliding self-closing fire door

W x H/mm	Order-No.	€/pc.
150 x 150	IP516.150.12	2,15
150 x 150	IP516.150.22	2,65



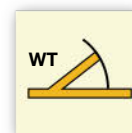
A class sliding fire door

W x H/mm	Order-No.	€/pc.
150 x 150	IP517.150.12	2,15
150 x 150	IP517.150.22	2,65



A class watertight fire door

W x H/mm	Order-No.	€/pc.
150 x 150	IP518.150.12	2,15
150 x 150	IP518.150.22	2,65



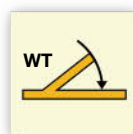
B class watertight fire door

W x H/mm	Order-No.	€/pc.
150 x 150	IP519.150.12	2,15
150 x 150	IP519.150.22	2,65



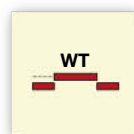
A class self-closing watertight fire door

W x H/mm	Order-No.	€/pc.
150 x 150	IP520.150.12	2,15
150 x 150	IP520.150.22	2,65



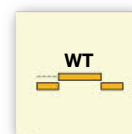
A class self-closing watertight fire door

W x H/mm	Order-No.	€/pc.
150 x 150	IP521.150.12	2,15
150 x 150	IP521.150.22	2,65




A class watertight sliding fire door

W x H/mm	Order-No.	€/pc.
150 x 150	IP522.150.12	2,15
150 x 150	IP522.150.22	2,65



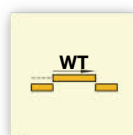
B class watertight sliding fire door

W x H/mm	Order-No.	€/pc.
150 x 150	IP523.150.12	2,15
150 x 150	IP523.150.22	2,65



A class self-closing watertight sliding fire door

W x H/mm	Order-No.	€/pc.
150 x 150	IP524.150.12	2,15
150 x 150	IP524.150.22	2,65



B class self-closing watertight sliding fire door

W x H/mm	Order-No.	€/pc.
150 x 150	IP525.150.12	2,15
150 x 150	IP525.150.22	2,65

Material specification

.12 = photoluminescent foil (self-adhesive) according to DIN 67510

.22 = photoluminescent rigid PVC (self-adhesive) according to DIN 67510

Please note:

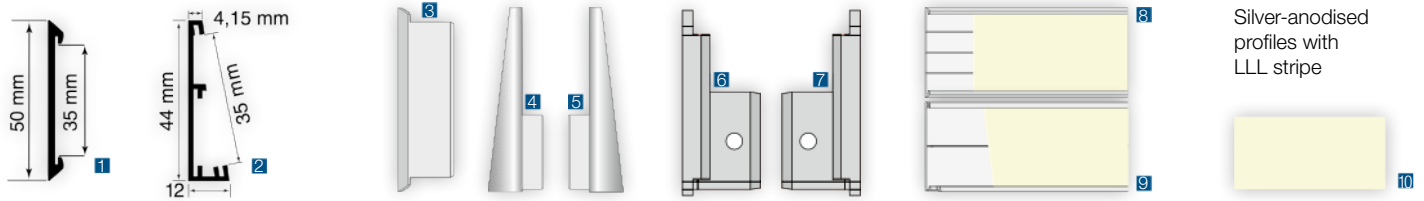
Photoluminescent material will be delivered as material sub-class A, otherwise it has to be indicated as shown on page 35.

Photoluminescent LLL

Low Location Lighting acc. to SOLAS and ISO 15370

Onwall profiles

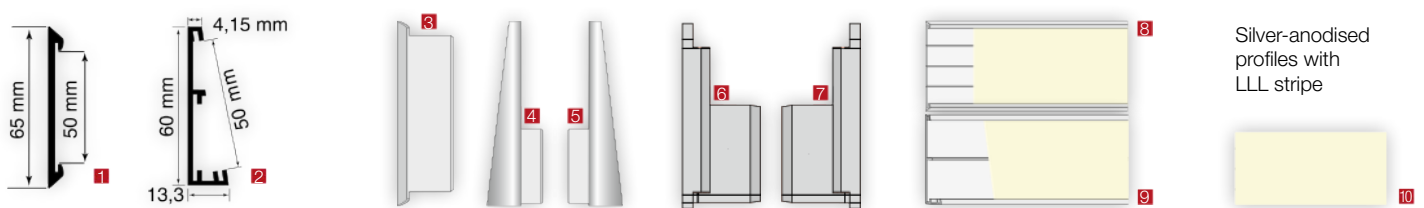
Profile with 35 mm visible height of insert



Silver-anodised profiles with LLL stripe

Order-No.	Description	Profile	Dimensions	Price in €/pc.				
				1+	10+	50+	100+	
1	LL550.035.40	Profile for Low Location Lighting (LLL)	flat	3000 x 50 mm	13,20	10,15	8,90	6,75
2	LL551.035.40	Profile for Low Location Lighting (LLL)	beveled	3000 x 44 mm	14,40	12,10	9,75	8,15
3	LL560.035.00	End cap for flat profile LL550.035.40	flat	50 mm	1,00	—	—	—
4	LL561.035.00	End cap for beveled profile LL551.035.40	beveled left	44 mm	1,05	—	—	—
5	LL562.035.00	End cap for beveled profile LL551.035.40	beveled right	44 mm	1,05	—	—	—
6	LL563.035.00	End cap for beveled profile LL551.035.40	beveled left	44 mm	1,10	—	—	—
7	LL564.035.00	End cap for beveled profile LL551.035.40	beveled right	44 mm	1,10	—	—	—
8	LL570.035.28	Insert for flat profile LL550.035.40	flat	1000 x 39,5 mm	14,75	12,90	8,70	6,90
9	LL571.035.28	Insert for beveled profile LL551.035.40	beveled	1000 x 39,5 mm	14,75	12,90	8,70	6,90
10	LL573.035.22	LLL self-adhesive stripe, class D	flat	1000 x 35,0 mm	16,20	14,55	9,90	7,30

Profile with 50 mm visible height of insert



Silver-anodised profiles with LLL stripe

Order-No.	Description	Profile	Dimensions	Price in €/pc.				
				1+	10+	50+	100+	
1	LL550.050.40	Profile for Low Location Lighting (LLL)	flat	3000 x 65 mm	15,40	12,45	10,80	8,30
2	LL551.050.40	Profile for Low Location Lighting (LLL)	beveled	3000 x 60 mm	16,60	14,35	10,15	9,20
3	LL560.050.00	End cap for flat profile LL550.050.40	flat	65 mm	1,10	—	—	—
4	LL561.050.00	End cap for beveled profile LL551.050.40	beveled left	60 mm	1,15	—	—	—
5	LL562.050.00	End cap for beveled profile LL551.050.40	beveled right	60 mm	1,15	—	—	—
6	LL563.050.00	End cap for beveled profile LL551.050.40	beveled left	60 mm	1,20	—	—	—
7	LL564.050.00	End cap for beveled profile LL551.050.40	beveled right	60 mm	1,20	—	—	—
8	LL570.050.27	Insert for flat profile LL550.050.40	flat	1000 x 53,5 mm	13,80	12,15	7,50	4,90
9	LL571.050.27	Insert for beveled profile LL551.050.40	beveled	1000 x 54,5 mm	13,85	12,20	7,55	4,95
10	LL572.050.22	LLL self-adhesive stripe, class C	flat	1000 x 50,0 mm	15,70	14,05	9,40	6,80
11	LL573.050.22	LLL self-adhesive stripe, class D	flat	1000 x 50,0 mm	18,25	16,60	11,35	9,35

Profile with 75 mm visible height of insert



Silver-anodised profiles with LLL stripe

Order-No.	Description	Profile	Dimensions	Price in €/pc.				
				1+	10+	50+	100+	
1	LL550.075.40	Profile for Low Location Lighting (LLL)	flat	3000 x 90 mm	17,70	16,30	14,10	10,85
2	LL551.075.40	Profile for Low Location Lighting (LLL)	beveled	3000 x 85 mm	18,50	17,30	16,05	14,55
3	LL560.075.00	End cap for flat profile LL550.075.40	flat	90 mm	1,20	—	—	—
4	LL561.075.00	End cap for beveled profile LL551.075.40	beveled left	85 mm	1,25	—	—	—
5	LL562.075.00	End cap for beveled profile LL551.075.40	beveled right	85 mm	1,25	—	—	—
6	LL570.075.27	Insert for flat profile LL550.075.40	flat	1000 x 79,4 mm	14,20	12,45	7,90	5,30
7	LL571.075.27	Insert for beveled profile LL551.075.40	beveled	1000 x 81,3 mm	14,25	12,50	7,95	5,35
8	LL572.075.22	LLL self-adhesive stripe, class C	flat	1000 x 75,0 mm	17,30	15,65	11,00	8,40

Luminance classification of photoluminescent base materials

Classification category: ISO 17398 Limarlite

Sub-class	After 10 minutes	After 60 minutes
C	140 mcd/m ²	20 mcd/m ²
D	260 mcd/m ²	35 mcd/m ²

Higher luminances available, especially for small LLL-Systeme

E	500 mcd/m ²	60 mcd/m ²
---	------------------------	-----------------------

Luminance is expressed in millicandelas per square metre (mcd/m²) after exposure as per classification category DIN 67510 Part 1 (five minutes at 1000 lux).

Material specification

- .00 = plastic
- .22 = photoluminescent rigid PVC (self-adhesive) according to DIN 67510
- .27 = photolumin. rigid PVC acc. to DIN 67510, class C
- .28 = photolumin. rigid PVC acc. to DIN 67510, class D
- .40 = aluminum silver-anodised

Please note: The photoluminescent inserts are available in sub-classes C and D. Other photoluminescent material will be delivered as material sub-class A, otherwise it has to be indicated.

MEASUREMENT SERVICE



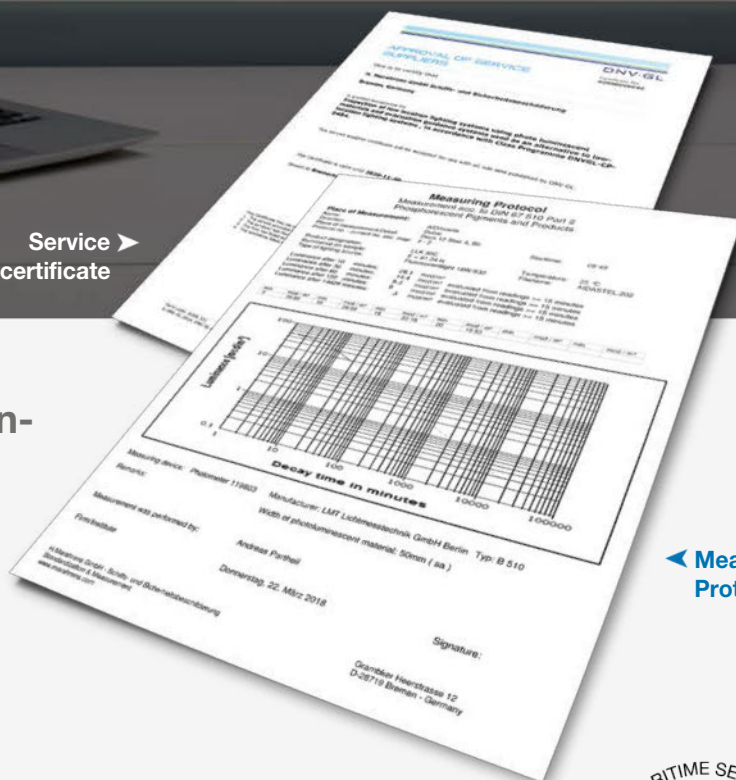
Service ▶
supplier certificate

Five-year mandatory **Low-Location-Lighting-Systems (LLL)** testing according to SOLAS regulations.

Our services:

- **On-board measurement**
- **Worldwide measurement surveys**
- **Protocol for your class certification renewal**
- **Certified measurement devices**

acc. IACS Z.17 in accordance with Class Programme DNVGL-CP-0484



◀ Measuring Protocol



Photoluminescent LLL

Low Location Lighting acc. to SOLAS and ISO 15370, Tapes and dots



Assembly Station

H/mm	Order-No.	€/pc.
35	LL501.070.11	0,64
50	LL501.100.11	0,64
75	LL501.150.11	0,79



Assembly Station

H/mm	Order-No.	€/pc.
35	LL502.070.11	0,64
50	LL502.100.11	0,64
75	LL502.150.11	0,79



Emergency Exit

H/mm	Order-No.	€/pc.
35	LL503.070.11	0,64
50	LL503.100.11	0,64
75	LL503.150.11	0,79




Emergency Exit

H/mm	Order-No.	€/pc.
35	LL504.070.11	0,64
50	LL504.100.11	0,64
75	LL504.150.11	0,79



Stairs left

H/mm	Order-No.	€/pc.
35	LL505.035.11	0,64
50	LL505.050.11	0,64
75	LL505.075.11	0,79



Stairs right

H/mm	Order-No.	€/pc.
35	LL506.035.11	0,64
50	LL506.050.11	0,64
75	LL506.075.11	0,79



Emergency Exit

W/mm	Order-No.	€/pc.
35	LL507.035.11	0,64
50	LL507.050.11	0,64
75	LL507.075.11	0,79



Emergency Exit

W/mm	Order-No.	€/pc.
35	LL508.035.11	0,64
50	LL508.050.11	0,64
75	LL508.075.11	0,79



Fire alarm call point

H/mm	Order-No.	€/pc.
35	LL509.035.11	0,64
50	LL509.050.11	0,64
75	LL509.075.11	0,79



Fire extinguisher

H/mm	Order-No.	€/pc.
35	LL510.035.11	0,64
50	LL510.050.11	0,64
75	LL510.075.11	0,79


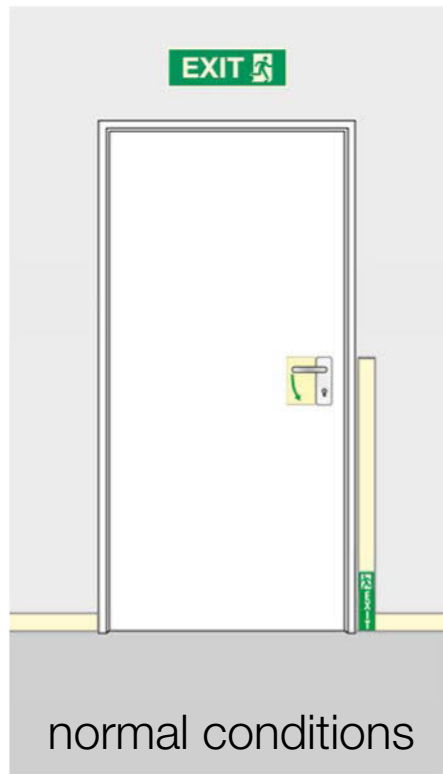


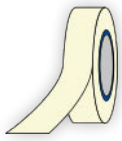
Fire hose reel

H/mm	Order-No.	€/pc.
35	LL511.035.11	0,64
50	LL511.050.11	0,64
75	LL511.075.11	0,79

Material specification

- .11 = clear or coloured vinyl foil (self-adhesive)
- .12 = photoluminescent foil (self-adhesive) according to DIN 67510
- .22 = photoluminescent rigid PVC (self-adhesive) acc. to DIN 67510
- .40 = aluminum silver anodised





Vinyl tape, photoluminescent

W x H/cm	Order-No.	€/pc.
5 x 1000	LL530.050.12	31,40
10 x 1000	LL530.100.12	59,60



Wayfinding tape, photoluminescent, pointing left

W x H/cm	Order-No.	€/pc.
5 x 1000	LL531.050.12	68,20
10 x 1000	LL531.100.12	124,60



Wayfinding tape, photoluminescent, pointing right

W x H/cm	Order-No.	€/pc.
5 x 1000	LL532.050.12	68,20
10 x 1000	LL532.100.12	124,60



Red diagonal tape, photoluminescent, pointing left

W x H/cm	Order-No.	€/pc.
5 x 1000	LL533.050.12	68,20
10 x 1000	LL533.100.12	124,60



Red diagonal tape, photoluminescent, pointing right

W x H/cm	Order-No.	€/pc.
5 x 1000	LL534.050.12	68,20
10 x 1000	LL534.100.12	124,60



Green diagonal tape, photoluminescent, pointing left

W x H/cm	Order-No.	€/pc.
5 x 1000	LL535.050.12	68,20
10 x 1000	LL535.100.12	124,60



Green diagonal tape, photoluminescent, pointing right

W x H/cm	Order-No.	€/pc.
5 x 1000	LL536.050.12	68,20
10 x 1000	LL536.100.12	124,60



Black diagonal tape, photoluminescent, pointing left

W x H/cm	Order-No.	€/pc.
5 x 1000	LL537.050.12	68,20
10 x 1000	LL537.100.12	124,60



Black diagonal tape, photoluminescent, pointing right

W x H/cm	Order-No.	€/pc.
5 x 1000	LL538.050.12	68,20
10 x 1000	LL538.100.12	124,60



Direction for opening

W x H/mm	Order-No.	€/pc.
120 x 60	LL542.120.12	2,15
120 x 60	LL542.120.22	2,65



Actuating direction for door handle

W x H/mm	Order-No.	€/pc.
100 x 165	LL540.100.12	2,15
100 x 165	LL540.100.22	2,65



Actuating direction for door handle


W x H/mm	Order-No.	€/pc.
100 x 165	LL541.100.12	2,15
100 x 165	LL541.100.22	2,65

Round plates for Wayfinding

Round plates for Wayfinding with circular cutout



Drill a hole in the floor at the selected place. Screw a countersunk bolt through the aluminum circular plate in the ground and stick the selected symbol onto the plate. Ready!




Robust round plate made of 3mm high-quality aluminum with a circular cutout for photoluminescent and self-adhesive wayfinding dots. **Photoluminescent dots are not included.**

Circular aluminium support for wayfinding dots



Ø/mm	Order-No.	€/pc.
110	LL522.110.40	
approx.	QTY: 5- 9	9,85
	QTY: 10-24	9,45
	QTY: 25-50	8,95
	QTY: from 50	7,80



Wayfinding dots, self-adhesive, photoluminescent

Ø/mm	Order-No.	€/pc.
90	LL520.090.12	1,75



Wayfinding dots, self-adhesive, photoluminescent

Ø/mm	Order-No.	€/pc.
90	LL521.090.12	1,60

Combination signs

Battery Locker



Danger
Battery acid



No entry to unauthorised personnel
No smoking or naked lights



Minimum safety requirements:
Overalls
Face shield
Safety gloves

W x H/mm	Order-No.	€/pc.
300 x 300	CO501.300.11	7,15
300 x 300	CO501.300.20	7,70

Paint Store



Danger
Flammable Liquid



No entry to unauthorised personnel
No smoking or naked lights



Keep well ventilated

W x H/mm	Order-No.	€/pc.
300 x 300	CO502.300.11	7,15
300 x 300	CO502.300.20	7,70

Machinery Space



Caution
Space protected by gas flood system
if alarm sounds vacate immediately
Machinery may start and stop
without warning



No entry to unauthorised personnel
No smoking or naked lights
except in designated areas



Minimum safety requirements:
Overalls
Head protection
Ear protection
Safety boots
Other requirements apply in certain areas

W x H/mm	Order-No.	€/pc.
300 x 300	CO503.300.11	7,15
300 x 300	CO503.300.20	7,70

Emergency Generator



Danger
High voltage
Machinery may start
without warning



No entry to unauthorised personnel
No smoking or naked lights



Minimum safety requirements:
Overalls
Safety gloves
Ear protection
Safety boots

W x H/mm	Order-No.	€/pc.
300 x 300	CO504.300.11	7,15
300 x 300	CO504.300.20	7,70

Steering Gear



Danger
moving machinery



No entry to unauthorised personnel
No smoking or naked lights



Minimum safety requirements:
Overalls
Head protection
Ear protection
Safety boots

W x H/mm	Order-No.	€/pc.
300 x 300	CO505.300.11	7,15
300 x 300	CO505.300.20	7,70

Refrigerated Space



Caution
Low temperature
and slip hazard



No smoking



Wear hair net
at all times

W x H/mm	Order-No.	€/pc.
300 x 300	CO506.300.11	7,15
300 x 300	CO506.300.20	7,70

Galley



No smoking



Wash hands
before
preparing food



Minimum safety requirements:
Hair net
Safety footwear

W x H/mm	Order-No.	€/pc.
300 x 300	CO507.300.11	7,15
300 x 300	CO507.300.20	7,70

Gas Bottle Store



Danger
Compressed gases



No entry to unauthorised personnel
No smoking or naked lights



Keep well ventilated

W x H/mm	Order-No.	€/pc.
300 x 300	CO508.300.11	7,15
300 x 300	CO508.300.20	7,70

Switch Gear



Danger
High voltage



No entry to unauthorised personnel
No smoking or naked lights



Minimum safety requirements:
Overalls
Face shield
Safety gloves

W x H/mm	Order-No.	€/pc.
300 x 300	CO509.300.11	7,15
300 x 300	CO509.300.20	7,70

Forecastle Space



Caution
Space protected by gas flood system
if alarm sounds vacate immediately
Machinery may start and stop
without warning



No entry to unauthorised personnel
No smoking or naked lights



Minimum safety requirements:
Overalls
Head protection
Ear protection
Safety boots

W x H/mm	Order-No.	€/pc.
300 x 300	CO510.300.11	7,15
300 x 300	CO510.300.20	7,70

Fridge Machinery



Danger
Flammable Liquid



No entry to unauthorised personnel
No smoking or naked lights



Keep well ventilated

W x H/mm	Order-No.	€/pc.
300 x 300	CO511.300.11	7,15
300 x 300	CO511.300.20	7,70

Pump Room



Caution
Confined space with
moving machinery



No entry to unauthorised personnel
No smoking or naked lights



Minimum safety requirements:
Overalls
Head protection
Ear defenders
Safety gloves

W x H/mm	Order-No.	€/pc.
300 x 300	CO512.300.11	7,15
300 x 300	CO512.300.20	7,70

Security Notice



Authorised access only



No unauthorised weapons or photography



Legal action will be taken on any violations

W x H/mm	Order-No.	€/pc.
300 x 300	CO513.300.11	7,15
300 x 300	CO513.300.20	7,70

Danger
Explosion risk



No smoking



No naked lights



No hot work, No chipping
No unapproved electrical equipment

W x H/mm	Order-No.	€/pc.
300 x 300	CO520.300.11	7,15
300 x 300	CO520.300.20	7,70

Security Notice



Permit to board required.
Visitors must report to the Security Officer on arrival and departure. Baggage and personal searches may be conducted.



No weapons, incendiary devices and explosives



All mobile phones, papers and other electronic equipment must be switched off or used in specified locations.



No photography

W x H/mm	Order-No.	€/pc.
300 x 400	CO521.300.11	5,05
300 x 400	CO521.300.20	6,10

Warning
Dangerous Cargo



No visitors



No smoking
No naked lights



Mobile phones, papers and other electronic equipment must only be switched on and used in specified locations



International shore connection is located at:

W x H/mm	Order-No.	€/pc.
600 x 840	CO522.600.20	42,50



Danger
Explosion risk

In the event of fire remove bottles to safe area

W x H/mm	Order-No.	€/pc.
300 x 200	CO530.300.11	4,65
300 x 200	CO530.300.20	5,70

Danger
Explosion risk

IMPORTANT
Close all oxy/acetylene valves after each use

W x H/mm	Order-No.	€/pc.
300 x 200	CO531.300.11	4,65
300 x 200	CO531.300.20	5,70

Warning
Gas under pressure

In the event of fire remove bottles to safe area

W x H/mm	Order-No.	€/pc.
300 x 200	CO532.300.11	4,65
300 x 200	CO532.300.20	5,70

Danger
Vehicle fumes

Ventilation to be in use at all times during cargo operations

W x H/mm	Order-No.	€/pc.
300 x 200	CO533.300.11	4,65
300 x 200	CO533.300.20	5,70

Danger
Non-ionizing radiation

Secure radar, satcom and radio equipment before accessing the monkey island

W x H/mm	Order-No.	€/pc.
300 x 200	CO534.300.11	4,65
300 x 200	CO534.300.20	5,70

Danger

Keep out

W x H/mm	Order-No.	€/pc.
300 x 200	CO535.300.11	4,65
300 x 200	CO535.300.20	5,70

Danger
Step ladders

Descend backwards use both hand rails

W x H/mm	Order-No.	€/pc.
300 x 200	CO536.300.11	4,65
300 x 200	CO536.300.20	5,70

Danger
Gas

No fire
No naked lights
No smoking

W x H/mm	Order-No.	€/pc.
300 x 200	CO537.300.11	4,65
300 x 200	CO537.300.20	5,70

Danger
Petroleum spirit highly flammable

No smoking

No naked lights

W x H/mm	Order-No.	€/pc.
300 x 200	CO538.300.11	4,65
300 x 200	CO538.300.20	5,70

Warning
The crude of washing lines on this vessel may contain crude oil

No valves to be opened or work to be performed without the permission of the Chief Officer

W x H/mm	Order-No.	€/pc.
300 x 200	CO539.300.11	4,65
300 x 200	CO539.300.20	5,70

Danger
Confined space

Do not enter without a permit to work

W x H/mm	Order-No.	€/pc.
300 x 200	CO540.300.11	4,65
300 x 200	CO540.300.20	5,70

Danger
Asbestos

Do not disturb

W x H/mm	Order-No.	€/pc.
300 x 200	CO541.300.11	4,65
300 x 200	CO541.300.20	5,70

Danger
Hazardous Area

Do not enter

W x H/mm	Order-No.	€/pc.
300 x 200	CO542.300.11	4,65
300 x 200	CO542.300.20	5,70

Do not throw garbage overboard

Use bins provided

W x H/mm	Order-No.	€/pc.
300 x 200	CO543.300.11	4,65
300 x 200	CO543.300.20	5,70

No smoking

No naked lights

W x H/mm	Order-No.	€/pc.
300 x 200	CO544.300.11	4,65
300 x 200	CO544.300.20	5,70

Material specification

.11 = clear or coloured vinyl foil (self-adhesive)

.20 = white rigid PVC

Ferry signs

Cardeck signs for ferries

All cardeck signs can be ordered as shown or with your individual custom design. Simply send us your printable data, logos and images. Please contact us for the latest prices.



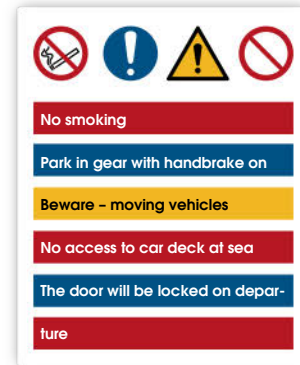
Starboard - cardeck sign

W x H/mm	Order-No.	€/pc.
650 x 1000	VS700.650.11	45,00
650 x 1000	VS700.650.45	75,00



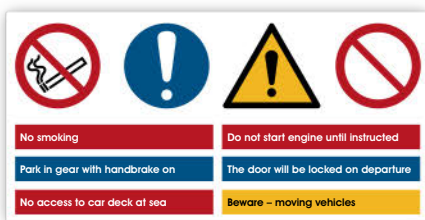
Port side - cardeck sign

W x H/mm	Order-No.	€/pc.
650 x 1000	VS701.650.11	45,00
650 x 1000	VS701.650.45	75,00



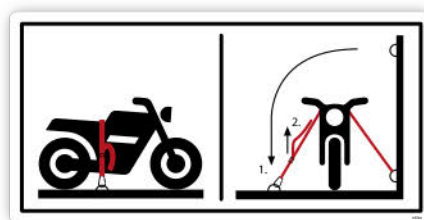
Vertical combination sign

W x H/mm	Order-No.	€/pc.
650 x 800	VS702.650.11	35,00
650 x 800	VS702.650.45	58,00



Horizontal combination sign

W x H/mm	Order-No.	€/pc.
1400 x 700	VS703.140.11	40,00
1400 x 700	VS703.140.45	85,00



Motorcycle sign

W x H/mm	Order-No.	€/pc.
500 x 250	VS704.500.11	40,00
500 x 250	VS704.500.45	85,00



Press button to open door sign

W x H/mm	Order-No.	€/pc.
120 x 120	VS705.120.11	3,40
120 x 120	VS705.120.45	8,50



Frame sign

W x H/mm	Order-No.	€/pc.
150 x 70	VS706.150.11	3,80
150 x 70	VS706.150.45	8,00



No smoking sign

W x H/mm	Order-No.	€/pc.
2000 x 267	VS707.200.11	35,00
2000 x 267	VS707.200.45	65,00
3000 x 400	VS707.300.11	41,50
3000 x 400	VS707.300.45	85,00



For larger quantities please contact us for our best prices



No gasoline sign

Ø/mm	Order-No.	€/pc.
600	VS710.600.11	10,50
600	VS710.600.20	26,50



Vehicle width sign
(please specify distance)

Ø/mm	Order-No.	€/pc.
600	VS711.600.11	10,50
600	VS711.600.20	26,50



Vehicle height sign
(please specify distance)

Ø/mm	Order-No.	€/pc.
600	VS712.600.11	10,50
600	VS712.600.20	26,50



No smoking sign

Ø/mm	Order-No.	€/pc.
600	VS713.600.11	10,50
600	VS713.600.20	26,50



No naked flames

Ø/mm	Order-No.	€/pc.
600	VS714.600.11	10,50
600	VS714.600.20	26,50



Lift sign

W x H/mm	Order-No.	€/pc.
200 x 200	VS720.200.11	3,90
200 x 200	VS720.200.45	19,50
250 x 250	VS720.250.11	4,60
250 x 250	VS720.250.45	21,50
300 x 300	VS720.300.11	5,40
300 x 300	VS720.300.45	22,50



Escalator sign

W x H/mm	Order-No.	€/pc.
200 x 200	VS721.200.11	3,90
200 x 200	VS721.200.45	19,50
250 x 250	VS721.250.11	4,60
250 x 250	VS721.250.45	21,50
300 x 300	VS721.300.11	5,40
300 x 300	VS721.300.45	22,50



Direction indicator sign

W x H/mm	Order-No.	€/pc.
200 x 200	VS722.200.11	3,90
200 x 200	VS722.200.45	19,50
250 x 250	VS722.250.11	4,60
250 x 250	VS722.250.45	21,50
300 x 300	VS722.300.11	5,40
300 x 300	VS722.300.45	22,50



Stair sign

W x H/mm	Order-No.	€/pc.
200 x 200	VS723.200.11	3,90
200 x 200	VS723.200.45	19,50
250 x 250	VS723.250.11	4,60
250 x 250	VS723.250.45	21,50
300 x 300	VS723.300.11	5,40
300 x 300	VS723.300.45	22,50




Stair sign

W x H/mm	Order-No.	€/pc.
200 x 200	VS724.200.11	3,90
200 x 200	VS724.200.45	19,50
250 x 250	VS724.250.11	4,60
250 x 250	VS724.250.45	21,50
300 x 300	VS724.300.11	5,40
300 x 300	VS724.300.45	22,50



Information sign

W x H/mm	Order-No.	€/pc.
200 x 200	VS725.200.11	3,90
200 x 200	VS725.200.45	19,50
250 x 250	VS725.250.11	4,60
250 x 250	VS725.250.45	21,50
300 x 300	VS725.300.11	5,40
300 x 300	VS725.300.45	22,50



Train sign

W x H/mm	Order-No.	€/pc.
200 x 200	VS726.200.11	3,90
200 x 200	VS726.200.45	19,50
250 x 250	VS726.250.11	4,60
250 x 250	VS726.250.45	21,50
300 x 300	VS726.300.11	5,40
300 x 300	VS726.300.45	22,50



Vehicle sign

W x H/mm	Order-No.	€/pc.
200 x 200	VS727.200.11	3,90
200 x 200	VS727.200.45	19,50
250 x 250	VS727.250.11	4,60
250 x 250	VS727.250.45	21,50
300 x 300	VS727.300.11	5,40
300 x 300	VS727.300.45	22,50



Truck sign

W x H/mm	Order-No.	€/pc.
200 x 200	VS728.200.11	3,90
200 x 200	VS728.200.45	19,50
250 x 250	VS728.250.11	4,60
250 x 250	VS728.250.45	21,50
300 x 300	VS728.300.11	5,40
300 x 300	VS728.300.45	22,50



Car sign

W x H/mm	Order-No.	€/pc.
200 x 200	VS729.200.11	3,90
200 x 200	VS729.200.45	19,50
250 x 250	VS729.250.11	4,60
250 x 250	VS729.250.45	21,50
300 x 300	VS729.300.11	5,40
300 x 300	VS729.300.45	22,50



Deck sign
(please specify number)

W x H/mm	Order-No.	€/pc.
200 x 200	VS730.200.11	3,90
200 x 200	VS730.200.45	19,50
250 x 250	VS730.250.11	4,60
250 x 250	VS730.250.45	21,50
300 x 300	VS730.300.11	5,40
300 x 300	VS730.300.45	22,50

Material specification

- .11 = clear or coloured vinyl foil (self-adhesive)
- .20 = white rigid PVC
- .45 = white aluminium dibond

Preferred data formats:
Vectorised eps-/pdf-files. All other formats will be charged at cost.

Totally Enclosed Lifeboats

Additional launching procedures under conditions of toxic fumes, flammable gas, fire and smoke

1. Remove tarpaulin
2. Remove all obstructions
3. Remove all ropes securing lifeboat to ship
4. Embark

BE PREPARED: Always wear your LIFEBOATCUT Cool Suit, put on as much clothing as possible and wear head gear.

W x H/mm	Order-No.	€/pc.
330 x 475	PO506.330.11	7,80
330 x 475	PO506.330.20	11,50

Partially And Totally Enclosed Lifeboats

Launching procedures in clear atmosphere conditions

1. Open tarpaulin
2. Remove all obstructions
3. Remove all ropes securing lifeboat to ship
4. Embark

BE PREPARED: Always wear your LIFEBOATCUT Cool Suit, put on as much clothing as possible and wear head gear.

W x H/mm	Order-No.	€/pc.
330 x 475	PO507.330.11	7,80
330 x 475	PO507.330.20	11,50

Free Fall Lifeboat Launching Procedure

1. Preparations before launching
2. Secure hatches
3. Fasten seatbelts
4. Start engine
5. Launch boat
6. Shear off from stabilised vessel

W x H/mm	Order-No.	€/pc.
330 x 475	PO512.330.11	7,80
330 x 475	PO512.330.20	11,50

Lifeboat Launching Procedures

1. Put cables slack through the boat pulleys
2. Remove obstructions
3. Remove all ropes securing lifeboat to ship
4. Embark without
5. Remove all ropes securing lifeboat to ship

W x H/mm	Order-No.	€/pc.
330 x 475	PO515.330.11	7,80
330 x 475	PO515.330.20	11,50

Launching Procedure for Open Lifeboats

1. Initial Preparations
2. Lowering on Deck Level
3. Securing at Embarkation Deck
4. Disembark of crew
5. Lowering and Waterborne
6. Ready to sail

W x H/mm	Order-No.	€/pc.
330 x 475	PO509.330.11	7,80
330 x 475	PO509.330.20	11,50

Hoisting Hook Directions For Launching Procedures

1. Open slings/hooks in lashings
2. Lift Brake lever
3. Lowering
4. Embarkation
5. Lowering
6. Lowering

W x H/mm	Order-No.	€/pc.
330 x 475	PO519.330.11	7,80
330 x 475	PO519.330.20	11,50

Lifeboat Launching in a Dangerous Atmosphere

Procedures for launching an enclosed lifeboat in a dangerous atmosphere

1. Check direction to safe area
2. Make ready
3. Start air supply for passengers and engine
4. Launch & start straps
5. Head for safety
6. Important information

W x H/mm	Order-No.	€/pc.
330 x 475	PO542.330.11	7,80
330 x 475	PO542.330.20	11,50

Fully Enclosed Lifeboat Launching from Stowed Position

Procedures for launching, (SGLAS chapter III, regulation 28) See on-board training manual - drill frequently

1. Initial preparations
2. Launch actions
3. Lower to water
4. Entering water
5. Letting go
6. Final actions

W x H/mm	Order-No.	€/pc.
330 x 475	PO547.330.11	7,80
330 x 475	PO547.330.20	11,50

Descender Device

1. First person to descend
2. Lowering
3. Next person to descend
4. Lowering
5. Next person to descend
6. Last person to descend
7. Lowering

W x H/mm	Order-No.	€/pc.
330 x 475	PO528.330.11	7,80
330 x 475	PO528.330.20	11,50

Donning Instruction For Immersion Suit

1. Remove suit from bag
2. Put on suit with legs first
3. Place arms into suit and pull head over your face
4. Pull the zipper up and secure flap over your face
5. Put on lifejacket
6. Enter the water with head first

W x H/mm	Order-No.	€/pc.
330 x 475	PO520.330.11	7,80
330 x 475	PO520.330.20	11,50

Abandon Ship

Vital actions preparing to abandon ship

1. When emergency alarm signal sounds
2. Preparing survival craft
3. Access from deck
4. Access from water


W x H/mm	Order-No.	€/pc.
330 x 475	PO526.330.11	7,80
330 x 475	PO526.330.20	11,50

Material specification

- .11 = clear or coloured vinyl foil (self-adhesive)
- .20 = white rigid PVC

Posters

for emergency instructions and information



Inflatable Life rafts

"Vital actions" after launching

- Board quickly**
 - Check that you are seated properly.
 - Hold on to the sides.
 - Do not lean over the side.
 - Do not use the floor.
 - Do not use the floor.
 - Do not use the floor.
- Cut the painter**
 - Use knife provided.
 - Do not cut the rope until fully inflated.
 - Do not cut the rope until fully inflated.
 - Do not cut the rope until fully inflated.
- Stream the sea anchor**
 - Use sea anchor.
 - Do not use the sea anchor.
 - Do not use the sea anchor.
- Close the entrance**
 - Close the entrance.
 - Do not use the entrance.
 - Do not use the entrance.
- Maintain the life raft in good condition**
 - Check the battery.
 - Check the battery.
 - Check the battery.
- For your own safety**
 - Press the release button.
 - Do not use the release button.
 - Do not use the release button.

This completes the initial action for survival at sea. See also the instructions for the survival equipment pack.

IMPORTANT: Always wear your LIFEJACKET. Get into, put on or attach clothing as possible and wear head gear.

W x H/mm	Order-No.	€/pc.
330 x 475	PO508.330.11	7,80
330 x 475	PO508.330.20	11,50

Life raft Launching

Launching Procedures For Throw-Overboard Life rafts

- Automatic Release**
 - Release the life raft.
 - Release the life raft.
 - Release the life raft.
- Manual Release**
 - Release the life raft.
 - Release the life raft.
 - Release the life raft.
- Launch Life raft**
 - Launch the life raft.
 - Launch the life raft.
 - Launch the life raft.
- Inflate Life raft**
 - Inflate the life raft.
 - Inflate the life raft.
 - Inflate the life raft.
- Hydraulic Release**
 - Release the life raft.
 - Release the life raft.
 - Release the life raft.
- Righting Upturned Life raft**
 - Right the life raft.
 - Right the life raft.
 - Right the life raft.

W x H/mm	Order-No.	€/pc.
330 x 475	PO510.330.11	7,80
330 x 475	PO510.330.20	11,50

Davit Launched Life rafts

Procedures for davit launching inflatable life rafts

- Prepare launch area**
 - Prepare the launch area.
 - Prepare the launch area.
 - Prepare the launch area.
- Prepare life raft box**
 - Prepare the life raft box.
 - Prepare the life raft box.
 - Prepare the life raft box.
- Raise raft and turn out davit to preset position**
 - Raise the life raft.
 - Turn out the davit.
 - Turn out the davit.
- Embarkation procedure**
 - Embark on the life raft.
 - Embark on the life raft.
 - Embark on the life raft.
- Lower life rafts**
 - Lower the life raft.
 - Lower the life raft.
 - Lower the life raft.
- Release life raft**
 - Release the life raft.
 - Release the life raft.
 - Release the life raft.

W x H/mm	Order-No.	€/pc.
330 x 475	PO511.330.11	7,80
330 x 475	PO511.330.20	11,50

Davit Launched Life raft Procedure

Preparations for launching

- After mooring remove all securing lines to ship**
- Start lowering procedure**
- Lower to waterline**
- Operate hook release when waterborne**
- Shear off from disabled vessel**
- Trice up the hook for the next life raft**

W x H/mm	Order-No.	€/pc.
330 x 475	PO514.330.11	7,80
330 x 475	PO514.330.20	11,50

Evacuation Chutes and Slides

Abandon ship procedures using vertical chutes or angled slides

- When emergency signal sounds**
 - Prepare to use the chute or slide.
 - Prepare to use the chute or slide.
 - Prepare to use the chute or slide.
- Preparing to use the chute or slide**
 - Prepare to use the chute or slide.
 - Prepare to use the chute or slide.
 - Prepare to use the chute or slide.
- Using vertical chutes**
 - Use the vertical chute.
 - Use the vertical chute.
 - Use the vertical chute.
- After descending the chute**
 - After descending the chute.
 - After descending the chute.
 - After descending the chute.
- Using angled slides**
 - Use the angled slide.
 - Use the angled slide.
 - Use the angled slide.
- After descending the slide**
 - After descending the slide.
 - After descending the slide.
 - After descending the slide.

W x H/mm	Order-No.	€/pc.
330 x 475	PO540.330.11	7,80
330 x 475	PO540.330.20	11,50

Required Boarding Arrangements for Pilot

AT NIGHT

SHIPS WITH HIGH FREEBOARD (More than 9 m) When no side door available

W x H/mm	Order-No.	€/pc.
330 x 475	PO532.330.11	7,80
330 x 475	PO532.330.20	11,50

Required Boarding Arrangements for Pilot

BOARDING FOR FREEBOARDS OF 9 METRES OR LESS

COMBINATION ARRANGEMENT FOR SHIPS WITH A FREEBOARD OF MORE THAN 9 METRES WHEN NO SIDE DOOR AVAILABLE

PULL LADDER WHICH REEL

W x H/mm	Order-No.	€/pc.
475 x 330	PO580.475.11	7,80
475 x 330	PO580.475.20	11,50

Posters

for emergency instructions and information

Entering Closed Compartments

- Closed compartments are dangerous**
 - Asphyxiation, poisoning, fire and explosion
 - Confined spaces are dangerous
 - Confined spaces are dangerous
 - Confined spaces are dangerous
 - Confined spaces are dangerous
- Prepare space before entry**
 - Close all valves and traps to prevent the flow of steam or hot liquids
 - Isolate thoroughly and continuously
 - Lock out and tag out (LOTO) procedures
 - Remove all electrical equipment
 - Remove all gas cylinders
 - Remove all fire extinguishers
 - Remove all other equipment
 - Remove all other equipment
- Prepare work equipment**
 - Use the correct tools for the job at the site
 - Use the correct tools for the job at the site
 - Use the correct tools for the job at the site
 - Use the correct tools for the job at the site
- Prepare safety equipment**
 - Communication systems should be tested and working properly
 - Communication systems should be tested and working properly
 - Communication systems should be tested and working properly
 - Communication systems should be tested and working properly
- Communications and procedures**
 - Communication systems should be tested and working properly
 - Communication systems should be tested and working properly
 - Communication systems should be tested and working properly
 - Communication systems should be tested and working properly
- Avoid additional hazards**
 - Avoid additional hazards
 - Avoid additional hazards
 - Avoid additional hazards
 - Avoid additional hazards

W x H/mm	Order-No.	€/pc.
330 x 475	PO502.330.11	7,80
330 x 475	PO502.330.20	11,50

Craneage Safety

Craneage hand signals and safe working practices

W x H/mm	Order-No.	€/pc.
330 x 475	PO538.330.11	7,80
330 x 475	PO538.330.20	11,50

Gas Bottle Safety

Safe handling, storage and working practices

W x H/mm	Order-No.	€/pc.
330 x 475	PO541.330.11	7,80
330 x 475	PO541.330.20	11,50

Material specification

.11 = clear or coloured vinyl foil (self-adhesive)
 .20 = white rigid PVC



Mooring

Procedures for Mooring / Unmooring

- Plan to Arrive!**
 - Check the weather and sea conditions
 - Check the mooring plan
 - Check the mooring equipment
 - Check the mooring crew
- On Pilot Boarding**
 - Check the mooring plan
 - Check the mooring equipment
 - Check the mooring crew
- On Arrival at Tugs**
 - Check the mooring plan
 - Check the mooring equipment
 - Check the mooring crew
- During Mooring**
 - Check the mooring plan
 - Check the mooring equipment
 - Check the mooring crew
- Tending to Moorings**
 - Check the mooring plan
 - Check the mooring equipment
 - Check the mooring crew
- Counting out**
 - Check the mooring plan
 - Check the mooring equipment
 - Check the mooring crew

W x H/mm	Order-No.	€/pc.
330 x 475	PO543.330.11	7,80
330 x 475	PO543.330.20	11,50

Towing

Recommended procedures for safe towing operations

- TOP ACTIONS**
 - Check the weather and sea conditions
 - Check the towing plan
 - Check the towing equipment
 - Check the towing crew
- Under tow**
 - Check the weather and sea conditions
 - Check the towing plan
 - Check the towing equipment
 - Check the towing crew
- Letting go**
 - Check the weather and sea conditions
 - Check the towing plan
 - Check the towing equipment
 - Check the towing crew

W x H/mm	Order-No.	€/pc.
330 x 475	PO545.330.11	7,80
330 x 475	PO545.330.20	11,50

Accommodation Ladders

- General safety**
 - Check the weather and sea conditions
 - Check the ladder plan
 - Check the ladder equipment
 - Check the ladder crew
- Rigging**
 - Check the weather and sea conditions
 - Check the ladder plan
 - Check the ladder equipment
 - Check the ladder crew
- Access**
 - Check the weather and sea conditions
 - Check the ladder plan
 - Check the ladder equipment
 - Check the ladder crew

W x H/mm	Order-No.	€/pc.
330 x 475	PO531.330.11	7,80
330 x 475	PO531.330.20	11,50

Gangway

- General safety**
 - Check the weather and sea conditions
 - Check the gangway plan
 - Check the gangway equipment
 - Check the gangway crew
- Rigging**
 - Check the weather and sea conditions
 - Check the gangway plan
 - Check the gangway equipment
 - Check the gangway crew
- Access**
 - Check the weather and sea conditions
 - Check the gangway plan
 - Check the gangway equipment
 - Check the gangway crew

W x H/mm	Order-No.	€/pc.
330 x 475	PO533.330.11	7,80
330 x 475	PO533.330.20	11,50

Procedures To Reduce The Risk Of Oil Spills Occurring

1 Know Your Vessel's Areas Of Risk

2 Plug Scuppers

3 Only Use Equipment Rated For The Task

4 Observations And Communications

5 Management Of Pumping Rate

6 Spillage Capture

W x H/mm	Order-No.	€/pc.
330 x 475	PO521.330.11	7,80
330 x 475	PO521.330.20	11,50

Recommended Procedures For Minimising Oil Spill Contamination

1 On Discovery Of Shipboard Spill - Immediate Action

2 Containment On Deck

3 On Discovery Of External Spill - Immediate Action

4 Ship's Actions - External Spill

W x H/mm	Order-No.	€/pc.
330 x 475	PO522.330.11	7,80
330 x 475	PO522.330.20	11,50

Safety Procedures For Bunkering

1 Before Commencing Bunkering

2 During Bunkering

3 After Bunkering Completed

W x H/mm	Order-No.	€/pc.
330 x 475	PO524.330.11	7,80
330 x 475	PO524.330.20	11,50

Discharge Of Oil Prohibited

The Federal Water Pollution Control Act prohibits the discharge of oil or oily waste into or upon the navigable waters of the United States or the waters of the contiguous zone, or which may affect natural resources belonging to, appertaining to, or under the exclusive management authority of the United States, if such discharge causes a film or discoloration of the surface of the water.

Violators are subject to substantial civil penalties and / or criminal sanctions including fines and imprisonment.

W x H/mm	Order-No.	€/pc.
330 x 250	PO582.330.11	7,80
330 x 250	PO582.330.20	11,50



Engine & Machinery Room Safety

Procedures for safe working practice

1 General

2 Unmanned E.R. and machinery spaces

3 Main engines and auxiliaries

4 Boilers

5 Refrigeration machinery

6 Workshops and stores

W x H/mm	Order-No.	€/pc.
330 x 475	PO539.330.11	7,80
330 x 475	PO539.330.20	11,50

Engine Room

W x H/mm	Order-No.	€/pc.
330 x 475	PO560.330.11	7,80
330 x 475	PO560.330.20	11,50

Safety Recommendations For Hot Work Situations

1 Work Planning

2 Minimising Dangers

3 Preparation of Hot Work Areas

4 Safety During and After Hot Work

W x H/mm	Order-No.	€/pc.
330 x 475	PO523.330.11	7,80
330 x 475	PO523.330.20	11,50

Welding & Flamecutting

Safety procedures during welding operations

1 General

2 Protective clothing

3 Precautions against fire and explosion

4 Electric welding equipment

5 Precautions during arc welding

6 Precautions during welding and cutting

W x H/mm	Order-No.	€/pc.
330 x 475	PO546.330.11	7,80
330 x 475	PO546.330.20	11,50

Man Overboard

W x H/mm	Order-No.	€/pc.
330 x 475	PO525.330.11	7,80
330 x 475	PO525.330.20	11,50

Drowning, Electric Shock Or Serious Injury

W x H/mm	Order-No.	€/pc.
330 x 475	PO527.330.11	7,80
330 x 475	PO527.330.20	11,50

Fire & Explosion Actions

Vital actions following a fire or explosion

W x H/mm	Order-No.	€/pc.
330 x 475	PO535.330.11	7,80
330 x 475	PO535.330.20	11,50

Material specification

- .11 = clear or coloured vinyl foil (self-adhesive)
- .20 = white rigid PVC

Shipboard Food Hygiene

Recommended procedures for health and safety in pantries, galleys and freezers

W x H/mm	Order-No.	€/pc.
330 x 475	PO544.330.11	7,80
330 x 475	PO544.330.20	11,50

General Emergency Instructions - Low-Location-Lighting -

Use of photoluminescent Low Location Lighting system

W x H/mm	Order-No.	€/pc.
210 x 148,5	PO585.210.11	7,80
210 x 148,5	PO585.210.20	11,50

General Emergency Instructions - Low-Location-Lighting -

Use of electrical Low Location Lighting system

W x H/mm	Order-No.	€/pc.
210 x 148,5	PO586.210.11	7,80
210 x 148,5	PO586.210.20	11,50

Donning Instructions for Lifejackets

W x H/mm	Order-No.	€/pc.
210 x 190	PO581.210.11	
	QTY: 1-25	7,80
	QTY: 26-50	5,40
	QTY: 51-100	3,70
	QTY: 101-250	2,90
210 x 190	PO581.210.20	
	QTY: 1-25	11,50
	QTY: 26-50	10,50
	QTY: 51-100	9,83
	QTY: 101-250	5,50
	QTY: 251-500	3,65



Offshore signs

Signs for Offshore

Safety signs especially for offshore projects



Drinking water

W x H/mm	Order-No.	€/pc.
150 x 150	EE402.150.12	2,15
150 x 150	EE402.150.22	2,65

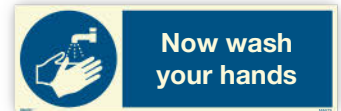


W x H/mm	Order-No.	€/pc.
300 x 100	EE513.300.12	2,70



Wash your hands
[MSS011]

Ø/mm	Order-No.	€/pc.
150	MA011.150.12	2,15



W x H/mm	Order-No.	€/pc.
300 x 100	MA575.300.12	2,70



No eating or drinking
[PSS019]

Ø/mm	Order-No.	€/pc.
150	PS019.150.11	1,69
150	PS019.150.12	2,15

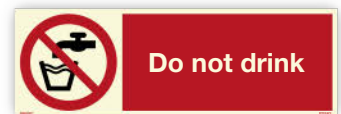


No drinking water
[PSS005]

Ø/mm	Order-No.	€/pc.
150	PS005.150.11	1,69
150	PS005.150.12	2,15



W x H/mm	Order-No.	€/pc.
300 x 100	PS585.300.11	1,94
300 x 100	PS585.300.12	2,95

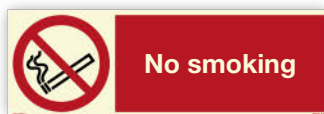


W x H/mm	Order-No.	€/pc.
300 x 100	PS582.300.11	1,94
300 x 100	PS582.300.12	2,95



No smoking
[PSS002]

Ø/mm	Order-No.	€/pc.
150	PS002.150.11	1,69
150	PS002.150.12	2,15



W x H/mm	Order-No.	€/pc.
300 x 100	PS540.300.11	1,94
300 x 100	PS540.300.12	2,95



W x H/mm	Order-No.	€/pc.
300 x 100	PS541.300.11	1,94
300 x 100	PS541.300.12	2,95



W x H/mm	Order-No.	€/pc.
300 x 100	PS542.300.11	1,94
300 x 100	PS542.300.12	2,95



Warning; Overhead obstacle / Mind your head [WSS020]



Warning; Slippery surface [WSS011]



Warning; Floor level obstacle / Mind the step [WSS007]



Warning; Hot surface [WSS017]

SL/mm	Order-No.	€/pc.
150	WS020.150.11	1,69
150	WS020.150.12	2,15

SL/mm	Order-No.	€/pc.
150	WS011.150.11	1,69
150	WS011.150.12	2,15

SL/mm	Order-No.	€/pc.
150	WS007.150.11	1,69
150	WS007.150.12	2,15

SL/mm	Order-No.	€/pc.
150	WS017.150.11	1,69
150	WS017.150.12	2,15



W x H/mm	Order-No.	€/pc.
300 x 100	WS601.300.11	1,94
300 x 100	WS601.300.12	2,95

W x H/mm	Order-No.	€/pc.
300 x 100	WS610.300.11	1,94
300 x 100	WS610.300.12	2,95

W x H/mm	Order-No.	€/pc.
300 x 100	WS632.300.11	1,94
300 x 100	WS632.300.12	2,95

W x H/mm	Order-No.	€/pc.
300 x 100	WS514.300.11	1,94
300 x 100	WS514.300.12	2,95

Waste control and garbage signs

SIMPLIFIED OVERVIEW OF THE DISCHARGE PROVISIONS OF THE REVISED MARPOL ANNEX V

Garbage type ¹	All ships except platforms ⁴		Offshore platforms ⁵
	Regulation 4 Outside special areas and Arctic waters (Distances are from the nearest land)	Regulation 6 Within special areas and Arctic waters (Distances are from the nearest land, nearest ice-shelf or nearest fast ice)	
Food waste comminuted or ground ²	≥3 nautical miles, en route and as far as practicable	≥12 nautical miles, en route and as far as practicable ³	Discharge permitted
Food waste not comminuted or ground	≥12 nautical miles, en route and as far as practicable	Discharge prohibited	Discharge prohibited
Cargo residues ⁶ not contained in washwater	≥12 nautical miles, en route and as far as practicable	Discharge prohibited	Discharge prohibited
Cargo residues ⁶ contained in washwater	≥12 nautical miles, en route and as far as practicable	≥12 nautical miles, en route and as far as practicable (subject to conditions in regulation 6.1.2 and § 5.2.1.5 of part II-A of the Polar Code)	Discharge prohibited
Cleaning agents and additives ⁷ contained in cargo hold washwater	Discharge permitted	≥12 nautical miles, en route and as far as practicable (subject to conditions in regulation 6.1.2 and § 5.2.1.5 of part II-A of the Polar Code)	Discharge prohibited
Cleaning agents and additives ⁷ in deck and external surfaces washwater	Discharge permitted	Discharge permitted	Discharge prohibited
Animal carcasses (should be split or otherwise treated to ensure the carcasses will sink immediately)	Must be en route and as far from the nearest land as possible. Should be ≥100 nautical miles and maximum water depth	Discharge prohibited	Discharge prohibited
All other garbage including plastics, synthetic ropes, fishing gear, plastic garbage bags, incinerator ashes, clinkers, cooking oil, floating dunnage, lining and packing materials, paper, rags, glass, metal, bottles, crockery and similar refuse	Discharge prohibited	Discharge prohibited	Discharge prohibited

Discharge of all garbage into the sea is prohibited except provided otherwise. Violation of these requirements may result in penalties.

¹ When garbage is mixed with or contaminated by other harmful substances prohibited from discharge or having different discharge requirements, the more stringent requirements shall apply.

² Comminuted or ground food wastes must be able to pass through a screen with mesh no larger than 25 mm.

³ The discharge of introduced alien products in the Antarctic area is not permitted unless incinerated, autoclaved or otherwise treated to be made sterile. In polar waters, discharge shall be made as far as practicable from areas of ice concentration exceeding 1/10. In any case food wastes shall not be discharged onto the ice.

⁴ Offshore platforms located 12 nautical miles from nearest land and associated ships include all fixed or floating platforms engaged in exploration or exploitation or associated processing of seabed mineral resources, and all ships alongside or within 500 metres of such platforms.

⁵ Cargo residues means only those cargo residues that cannot be recovered using commonly available methods for unloading.

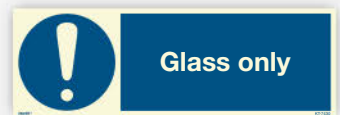
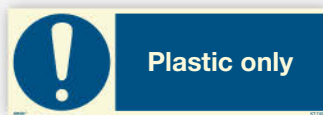
⁶ These substances must not be harmful to the marine environment.

For the full text of the respective discharge requirements, please refer to the text of the revised MARPOL ANNEX V and the Polar Code, and for more detailed guidance please consult the 2017 Guidelines for the Implementation of MARPOL ANNEX V (MSC.286(71)).

Disclaimer: This simplified overview is for information purposes only and is not meant as a substitute for the comprehensive provisions in MARPOL ANNEX V, the Polar Code or the 2017 Guidelines for the Implementation of MARPOL ANNEX V.

www.imo-sigma.de P054

W x H/mm	Order-No.	€/pc.
330 x 475	PO554.330.11	7,80
330 x 475	PO554.330.20	11,50



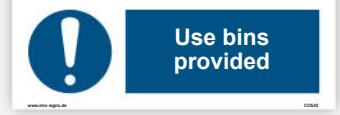
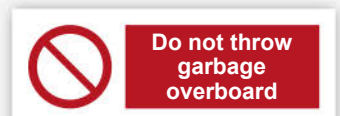
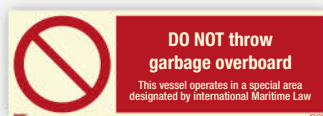
W x H/mm	Order-No.	€/pc.
300 x 100	MA524.300.11	1,94
300 x 100	MA524.300.12	2,70

W x H/mm	Order-No.	€/pc.
300 x 100	MA525.300.11	1,94
300 x 100	MA525.300.12	2,70



W x H/mm	Order-No.	€/pc.
300 x 100	MA526.300.11	1,94
300 x 100	MA526.300.12	2,70

W x H/mm	Order-No.	€/pc.
300 x 100	MA527.300.11	1,94
300 x 100	MA527.300.12	2,70



W x H/mm	Order-No.	€/pc.
300 x 100	PS516.300.11	1,94
300 x 100	PS516.300.12	2,95

W x H/mm	Order-No.	€/pc.
300 x 200	CO543.300.11	4,65
300 x 200	CO543.300.20	5,70

Yacht signs

2010 ADA Standards for Accessible Design

Signs for Yachts

Several exquisite signs for luxurious standards



Acrylic

Photoluminescent, 3 mm acrylic with bevelled edges, fully self-adhesive equipped from the reverse.

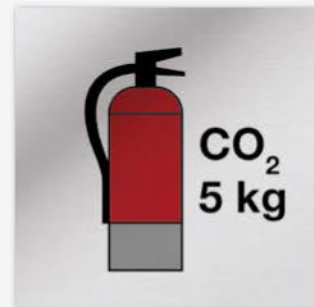
W x H/mm	Order-No.	Price in €/pc.				
		1+	5+	25+	50+	100+
40 x 40	*040.32	29,50	15,35	8,10	7,05	6,70
80 x 40	*080.32	35,75	21,60	14,30	12,45	10,25



Aluminium glossy

1 mm aluminium silver glossy with printed symbol, fully self-adhesive equipped from the reverse.

W x H/mm	Order-No.	Price in €/pc.				
		1+	5+	25+	50+	100+
40 x 40	*040.46	51,55	34,35	12,30	10,35	7,60
80 x 40	*080.46	65,05	43,35	18,65	16,30	11,50



Stainless steel

1 mm polished stainless steel with printed symbol, fully self-adhesive equipped from the reverse.

W x H/mm	Order-No.	Price in €/pc.				
		1+	5+	25+	50+	100+
40 x 40	*040.50	75,95	60,75	22,85	20,90	20,05
80 x 40	*080.50	78,50	62,80	26,50	23,70	22,90



Please note: list all signs you would like to order


**Order-No. to be announced, use specific sign number to complete. For example, acrylic sign in 80 x 80 mm: Order-No. FE002.080.32*

Accessible design

Tactile & braille



Standard lift sign



Size: Ø 80 mm
Material: 2 mm clear acrylic, self-adhesive
Text: Raised, coloured
Braille dots: Raised, clear
Background: Coloured

Unit	Order-No.	€
1 pc.		34,50
10 pc.	AD211.080.31	15,00
50 pc.		13,00

Please choose colour and specify number!

Standard cabin number



Size: 60 x 40 mm
Material: 2 mm clear acrylic, self-adhesive
Text: Raised, coloured
Braille dots: Raised, clear
Background: Coloured

Unit	Order-No.	€
1 pc.		34,50
10 pc.	AD111.060.31	15,00
50 pc.		13,00

Please choose colour and specify number!

Standard toilet signs



Size: 150 x 200 mm
Material: 2 mm clear acrylic, self-adhesive
Text: Raised, coloured
Braille dots: Raised, clear
Background: Coloured

Unit	Order-No.	€
1 pc.	AD311.150.31	75,00
10 pc.		45,50

Please choose symbol and colour!

Various braille production samples mounted on handrail




Various braille production samples



Various

Hazardous Substances Directive



For the sub-classes 1.4, 1.5 and 1.6 the letter of the compatibility group needs to be given in addition to the number of the class.
For correct identification please note the following:

* In addition to the order no. please name the compatibility group

** In addition to the order no. please name the class / sub-class. (Pricing on request)

Class 1 Explosives ***

With additional information.
(Pricing on request)



WxH/mm	Order-No.	€/pc.
100 x 100	F 170.16.028	0,75
150 x 150	F 170.16.029	1,40
300 x 300	F 170.16.030	3,10

Class 1 Subclass 1.4 Explosives *



WxH/mm	Order-No.	€/pc.
100 x 100	F 170.16.001	0,75
150 x 150	F 170.16.002	1,40
300 x 300	F 170.16.003	3,10

Class 1 Subclass 1.5 Explosives *



WxH/mm	Order-No.	€/pc.
100 x 100	F 170.16.022	0,75
150 x 150	F 170.16.023	1,40
300 x 300	F 170.16.024	3,10

Class 1 Subclass 1.6 Explosives *



WxH/mm	Order-No.	€/pc.
100 x 100	F 170.16.025	0,75
150 x 150	F 170.16.026	1,40
300 x 300	F 170.16.027	3,10

Class 2 Subclass 2.1 Flammable gas



WxH/mm	Order-No.	€/pc.
100 x 100	F 170.16.040	0,75
150 x 150	F 170.16.041	1,40
300 x 300	F 170.16.042	3,10

Class 2 Subclass 2.1 Flammable gas



WxH/mm	Order-No.	€/pc.
100 x 100	F 170.16.110	0,75
150 x 150	F 170.16.111	1,40
300 x 300	F 170.16.112	3,10

Class 2 Subclass 2.2 Non-flam- mable, non- poisonous gas



WxH/mm	Order-No.	€/pc.
100 x 100	F 170.16.031	0,75
150 x 150	F 170.16.032	1,40
300 x 300	F 170.16.033	3,10

Class 2 Subclass 2.2 Non-flam- mable, non- poisonous gas



WxH/mm	Order-No.	€/pc.
100 x 100	F 170.16.115	0,75
150 x 150	F 170.16.116	1,40
300 x 300	F 170.16.117	3,10

Class 2 Subclass 2.3 Poison gas



WxH/mm	Order-No.	€/pc.
100 x 100	F 170.16.135	0,75
150 x 150	F 170.16.136	1,40
300 x 300	F 170.16.137	3,10

Class 3 Flammable liquid



WxH/mm	Order-No.	€/pc.
100 x 100	F 170.16.105	0,75
150 x 150	F 170.16.106	1,40
300 x 300	F 170.16.107	3,10

Class 3 Flammable liquid



WxH/mm	Order-No.	€/pc.
100 x 100	F 170.16.120	0,75
150 x 150	F 170.16.121	1,40
300 x 300	F 170.16.122	3,10

Class 4 Subclass 4.1 Flammable solids or substances



WxH/mm	Order-No.	€/pc.
100 x 100	F 170.16.046	0,75
150 x 150	F 170.16.047	1,40
300 x 300	F 170.16.048	3,10

Class 4
Subclass 4.2
Flammable
solids or
substances
(self-igniting
substances)



WxH/mm	Order-No.	€/pc.
100 x 100	F 170.16.049	0,75
150 x 150	F 170.16.050	1,40
300 x 300	F 170.16.051	3,10

Class 4
Subclass 4.3
Substances
which, in
contact with
water, emit flam-
mable gases



WxH/mm	Order-No.	€/pc.
100 x 100	F 170.16.052	0,75
150 x 150	F 170.16.053	1,40
300 x 300	F 170.16.054	3,10

Class 4
Subclass 4.3
Substances
which, in
contact with
water, emit flam-
mable gases



WxH/mm	Order-No.	€/pc.
100 x 100	F 170.16.125	0,75
150 x 150	F 170.16.126	1,40
300 x 300	F 170.16.127	3,10

Class 5
Subclass 5.1
Oxidizing
substances



WxH/mm	Order-No.	€/pc.
100 x 100	F 170.16.058	0,75
150 x 150	F 170.16.059	1,40
300 x 300	F 170.16.060	3,10

Class 5
Subclass 5.2
Organic
peroxides



WxH/mm	Order-No.	€/pc.
100 x 100	F 170.16.061	0,75
150 x 150	F 170.16.062	1,40
300 x 300	F 170.16.063	3,10

Class 6
Subclass 6.1
Toxic, poison
substances



WxH/mm	Order-No.	€/pc.
100 x 100	F 170.16.067	0,75
150 x 150	F 170.16.068	1,40
300 x 300	F 170.16.069	3,10

Class 6
Subclass 6.2
Infectious
substance
material



WxH/mm	Order-No.	€/pc.
100 x 100	F 170.16.070	0,75
150 x 150	F 170.16.071	1,40
300 x 300	F 170.16.072	3,10

Class 7
Category 1
Radioactive
substances



WxH/mm	Order-No.	€/pc.
100 x 100	F 170.16.101	0,75
150 x 150	F 170.16.102	1,40
300 x 300	F 170.16.103	3,10

Class 7
Category 2
Radioactive
substances



WxH/mm	Order-No.	€/pc.
100 x 100	F 170.16.079	0,75
150 x 150	F 170.16.080	1,40
300 x 300	F 170.16.081	3,10

Class 7
Category 3
Radioactive
substances



WxH/mm	Order-No.	€/pc.
100 x 100	F 170.16.082	0,75
150 x 150	F 170.16.083	1,40
300 x 300	F 170.16.084	3,10

Class 8
Corrosive
material
"Corrosive"



WxH/mm	Order-No.	€/pc.
100 x 100	F 170.16.159	0,75
150 x 150	F —	1,40
300 x 300	F —	3,10

Class 8A
Corrosive
material



WxH/mm	Order-No.	€/pc.
100 x 100	F 170.16.088	0,75
150 x 150	F 170.16.089	1,40
300 x 300	F 170.16.090	3,10

Class 9
Miscellaneous
dangerous
substances



WxH/mm	Order-No.	€/pc.
100 x 100	F 170.16.094	0,75
150 x 150	F 170.16.095	1,40
300 x 300	F 170.16.096	3,10

Class 9A
Lithium
batteries



WxH/mm	Order-No.	€/pc.
100 x 100	F 170.16.160	0,75
150 x 150	F 170.16.161	1,40
300 x 300	F —	3,10

Limited
quantities



WxH/mm	Order-No.	€/pc.
100 x 100	F 170.16.140	0,75
150 x 150	F 170.16.141	1,40
300 x 300	F 170.16.142	3,10

Limited
quantities



WxH/mm	Order-No.	€/pc.
100 x 100	F 170.16.150	0,75
150 x 150	F 170.16.151	1,40
300 x 300	F 170.16.152	3,10

Limited
quantities "Y"



WxH/mm	Order-No.	€/pc.
100 x 100	F 170.16.153	0,75
150 x 150	F 170.16.154	1,40
300 x 300	F 170.16.155	3,10

"NON" for
individual
labeling



WxH/mm	Order-No.	€/pc.
100 x 100	F 170.16.143	0,75
150 x 150	F 170.16.144	1,40
300 x 300	F 170.16.145	3,10

"NON"
Please select
the number
printed on the
sign. (Pricing
on request)



WxH/mm	Order-No.	€/pc.
100 x 100	F 170.16.146	0,75
150 x 150	F 170.16.147	1,40
300 x 300	F 170.16.148	3,10

Hazardous to
environment



WxH/mm	Order-No.	€/pc.
100 x 100	F 170.16.156	0,75
150 x 150	F 170.16.157	1,40
300 x 300	F 170.16.158	3,10

SLIP-RESISTANT MARKS AS STRIPE AND TAPES

Slip-resistant marks prevent trip hazards, accidents and accident related costs. It helps to provide a stable slip-resistant surface even in the presence of water or oil or with smudged floors inside and outside. High performance adhesive creates excellent bond.

Type 1: UNIVERSAL



Type 1: UNIVERSAL



Type 4: EXTRA STRONG



†The type extra strong is especially useful for areas with heavy duty and / or extreme pollution.

Type	Color	mm x m	Order-No.	€/rl.
roll	transparent	25 x 18,3	344.25.128	23,00
roll	transparent	50 x 18,3	344.25.129	45,80
roll	transparent	100 x 18,3	344.25.130	88,65
roll	transparent	150 x 18,3	344.25.131	138,95

Safety for slippery surfaces

Type	Color	W x H/mm	Order-No.	€/pc.
stripe	black	25 x 800	344.25.005	3,40
stripe	black	50 x 800	344.25.006	6,50
stripe	black	25 x 1000	344.25.007	4,10
stripe	black	50 x 1000	344.25.008	7,20

Type	Color	mm x m	Order-No.	€/rl.
roll	black	25 x 18,3	344.25.064	23,00
roll	black	50 x 18,3	344.25.065	45,80
roll	black	100 x 18,3	344.25.066	88,65
roll	black	150 x 18,3	344.25.067	138,95

Type	Color	W x H/mm	Order-No.	€/pc.
stripe [†]	black	25 x 800	344.25.017	4,65
stripe [†]	black	50 x 800	344.25.018	8,25
stripe [†]	black	25 x 1000	344.25.019	5,75
stripe [†]	black	50 x 1000	344.25.020	9,65

Type	Color	mm x m	Order-No.	€/rl.
roll [†]	black	25 x 18,3	344.25.075	45,80
roll [†]	black	50 x 18,3	344.25.076	88,65
roll [†]	black	100 x 18,3	344.25.077	185,30
roll [†]	black	150 x 18,3	344.25.078	277,90

CLASSIFICATION

Type 1: Safety walk UNIVERSAL

Material information: A mineral-coated, slip-resistant material adhered by a durable resin to a pressure-sensitive adhesive backed plastic film.

Areas of application: For light to heavy shoe-traffic areas. Highly durable surface withstands the rigors of equipment traffic (e.g. gangways, storage or machine shops, ramps, stairways, ladders, treads on machines etc.)

Available colors: black (R13), yellow (R13), transparent (R13)

Type 4: Safety walk extra strong

Material information: same as safety walk universal, but with stronger, more slip resistant mineral-coating

Areas of application: extreme, heavy traffic conditions (e.g. platforms and ramps, machine shops, etc.)

Available colors: black (R13)

Type 1: UNIVERSAL warning marks



Type	Color	W x H/mm	Order-No.	€/pc.
stripe	black/yellow	25 x 800	344.25.001	7,25
stripe	black/yellow	50 x 800	344.25.002	11,75
stripe	black/yellow	25 x 1000	344.25.003	7,70
stripe	black/yellow	50 x 1000	344.25.004	13,55


Type	Color	mm x m	Order-No.	€/rl.
roll	black/yellow	25 x 18,3	344.25.068	27,15
roll	black/yellow	50 x 18,3	344.25.069	55,30
roll	black/yellow	100 x 18,3	344.25.070	111,20
roll	black/yellow	150 x 18,3	344.25.071	166,75
Attention slip hazard	black/yellow	75 x 18,3	344.25.072	104,20
Attention step	black/yellow	75 x 18,3	344.25.073	104,20
Caution	black/yellow	75 x 18,3	344.25.074	104,20

Type 1: UNIVERSAL warning marks



Type	Color	W x H/mm	Order-No.	€/pc.
stripe	black/yellow photolumin.	25 x 800	344.25.013	9,15
stripe	black/yellow photolumin.	50 x 800	344.25.014	15,50
stripe	black/yellow photolumin.	25 x 1000	344.25.015	10,10
stripe	black/yellow photolumin.	50 x 1000	344.25.016	17,25

Type 1: UNIVERSAL warning marks



Type	Color	W x H/mm	Order-No.	€/pc.
stripe	photoluminescent	25 x 800	344.25.009	8,85
stripe	photoluminescent	50 x 800	344.25.010	15,90
stripe	photoluminescent	25 x 1000	344.25.011	9,85
stripe	photoluminescent	50 x 1000	344.25.012	16,70

Type	Color	mm x m	Order-No.	€/rl.
role	photoluminescent	25 x 6,0	344.25.154	23,85
role	photoluminescent	50 x 6,0	344.25.155	40,85
role	photoluminescent	25 x 18,3	344.25.150	62,15
role	photoluminescent	50 x 18,3	344.25.151	129,70
role	photoluminescent	100 x 18,3	344.25.152	235,20
role	photoluminescent	150 x 18,3	344.25.153	352,80

Type 1: UNIVERSAL warning marks



Type	Color	W x H/mm	Order-No.	€/pc.
stripe	red/white	25 x 800	344.25.156	7,25
stripe	red/white	50 x 800	344.25.157	11,75
stripe	red/white	25 x 1000	344.25.158	7,70
stripe	red/white	50 x 1000	344.25.159	13,55

Type	Color	mm x m	Order-No.	€/rl.
role	red/white	25 x 18,3	344.25.164	27,15
role	red/white	50 x 18,3	344.25.165	55,80
role	red/white	100 x 18,3	344.25.166	111,20
role	red/white	150 x 18,3	344.25.167	166,75

Type 1: UNIVERSAL warning marks



Type	Color	W x H/mm	Order-No.	€/pc.
stripe	red/white photolumin.	25 x 800	344.25.160	9,15
stripe	red/white photolumin.	50 x 800	344.25.161	15,45
stripe	red/white photolumin.	25 x 1000	344.25.162	10,10
stripe	red/white photolumin.	50 x 1000	344.25.163	17,25

Various

SOLAS marine tapes and floor safety signs



SOLAS RETRO-REFLECTIVE-TAPES

ORALITE® FD 1403

For rough maritime applications e.g. PSA for devices and equipment with rigid substrates (steel, aluminum) .

- High performance microprismatic tape for maritime applications
- For harsh maritime applications e.g. PSA for devices and equipment with rigid substrates (steel, aluminum).
- The brightest marine tape in the market
- Permanently marked with shipswheel logo for immediate compliance identification
- Specifically designed for use in harsh environments which includes continuous immersion in sea water and extreme temperatures
- Single layer construction for durability, abrasion resistance and flexibility
- No risk of water penetration
- Available with pressure sensitive adhesive
- Type I accelerated weathering test – 750 hrs
- Type II accelerated weathering test – 1500 hr



Type	Base material	Color	mm x m	Order-No.	€/rl.
roll	metallised polyester	silver	50 x 45,7	VS400.050.00	75,00



ORALITE® FD 1404 Imo Flex

Flexible marine tape, e.g., for inflatable devices, inflatable PFDs, immersion suits.

- High performance microprismatic tape for maritime applications
- Flexible marine tape for e.g. inflatable devices, inflatable PFDs, immersion suits
- The brightest marine tape in the market
- Permanently marked with shipswheel logo for immediate compliance identification
- Vinyl construction designed for inflatable devices and use in harsh maritime environments
- Single layer construction for durability, abrasion resistance and flexibility
- No risk of water penetration
- Available with pressure sensitive adhesion
- Certified to Type I (e.g. life jackets)
- Type I accelerated weathering test 750 hrs



Type	Base material	Color	mm x m	Order-No.	€/rl.
roll	vinyl	silver	50 x 45,7	VS402.050.00	75,00

FLOOR SAFETY SIGNS



Stickers are included!

Stand-up "RUBBERMAID", 2-sided, foldable

Perfect for fast, mobile placement on deck, inside the vessel and if needed on the gangway. Short dangerous spots will be secured fast and with little effort. The integrated carry handles provide easy transportation and only need a small storage space. Stickers acc. to ISO 7010 or customized with text and symbols. Stickers are included!

Size: 280 x 670 mm Sticker Size: 180 x 300 mm

Type	Order-No.	Price in €/pc for order quantities from		
		1	5	10
Theme 1	353.07.010	33,30	31,55	30,40
Theme 2	353.07.002	33,30	31,55	30,40
Theme 3	353.07.003	33,30	31,55	30,40
Theme 4	353.07.005	33,30	31,55	30,40
Theme 5	353.07.100	59,55	40,15	35,60
blank	353.07.101	30,35	29,40	28,45

LETTERING SERVICE

We change the lettering on your rescue boats and lifebuoys


Text and character to be announced by you. Prices on request




Various

Graphical symbols, Labels, International flag codes


Graphical symbols for shipboard fire protection, life-saving appliances and means of escape plans acc. to IMO A.654(16), A.760(18) and A.952(23)



VS541.105.11




VS542.105.11




VS543.105.11




VS544.105.11



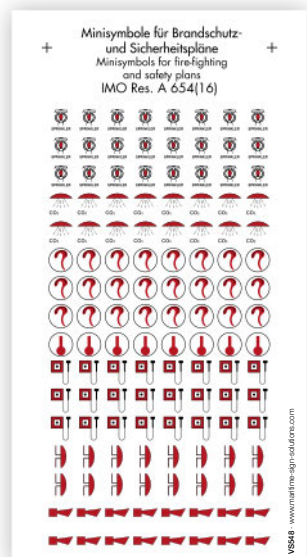
VS545.105.11



VS546.105.11



VS547.105.11



VS548.105.11


Graphical Symbols
for shipboard fire protection, life-saving appliances and means of escape plans.

Set with symbols: all 11 sheets included


W x H/mm	Order-No.	€/set
105 x 198	VS540.105.11	41,70

Price per single sheet

W x H/mm	Order-No.	€/pc.
105 x 198	VS541.105.11	4,86
105 x 198	VS542.105.11	4,86
105 x 198	VS543.105.11	4,86
105 x 198	VS544.105.11	4,86
105 x 198	VS545.105.11	4,86
105 x 198	VS546.105.11	4,86
105 x 198	VS547.105.11	4,86
105 x 198	VS548.105.11	4,86
105 x 198	VS549.105.11	4,86
105 x 198	VS550.105.11	4,86
105 x 198	VS551.105.11	4,86



VS549.105.11



VS550.105.11



VS551.105.11

Labels



Adhesive label
(packing unit:
10 pieces)



Adhesive label
(packing unit:
10 pieces)

Ø/mm	Order-No.	€/pu.
60	VS502.060.20	7,00

Ø/mm	Order-No.	€/pc.
60	VS504.060.20	7,00

Style	W x H/mm	Order-No.	€/pc.
1 Push	65 x 65	VS505.065.20	4,80
2 Pull	65 x 65	VS506.065.20	4,80
3 Caution	65 x 65	VS507.065.20	4,80



No foreign objects
in toilet
(Packing unit:
10 pieces)

W x H/mm	Order-No.	€/unit
60 x 100	VS510.060.11	8,50




No foreign objects
in toilet
packing unit:
10 pieces)

W x H/mm	Order-No.	€/unit
70 x 100	VS511.070.11	8,50



No smoking in bed
(packing unit:
10 pieces)

W x H/mm	Order-No.	€/unit
80 x 80	VS512.080.11	8,50



Crew Only
(packing unit:
10 pieces)

W x H/mm	Order-No.	€/unit
100 x 100	VS513.100.11	8,50

Material specification

- .11 = clear or coloured vinyl foil (self-adhesive)
- .20 = white rigid PVC
- .41 = aluminum silver
- .44 = aluminum white coated

International flag codes

F		0		I am in a distress and require immediate assistance		
G		1		Q		Code and answering pendant
H		2		R		3. Hilfsstander
I		3		S		1st Substitute
J		4		T		Ich benötige einen Arzt
K		5		U		2nd Substitute
L		A		V		Ich benötige einen Lotsen
M		B		W		3rd Substitute
N		C		X		I am calibrating radio direction-finder or adjusting compasses
O		D		Y		I am sinking
P		E		Z		I need a doctor
					6	
					7	
					8	
					9	

International flag codes for flag locker, self-adhesive foil (above) or rigid plate (right)

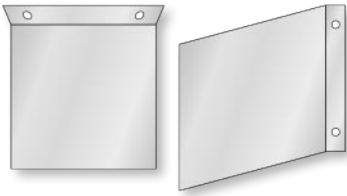
W x H/mm	Order-No.	€/set
40 x 17	VS530.040.11	39,50
40 x 17	VS530.040.20	112,18



Various

Aluminum supports and snap frames / General terms and conditions

Aluminum support for safety signs



Material: aluminum, silver

W x H/mm	Order-No.	€/pc.
150 x 150	VS522.150.41	4,95



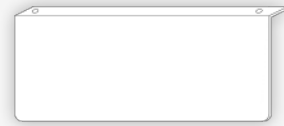
Material: aluminum, silver

W x H/mm	Order-No.	€/pc.
300 x 150	VS523.300.41	5,70



W x H/mm	Order-No.	€/pc.
200 x 80	VS520.200.11	3,50

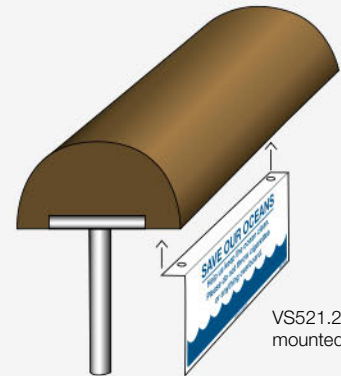
Text on foil (r = 5 mm)



W x H/mm	Order-No.	€/pc.
210 x 90	VS521.210.44	13,00

Aluminum white coated support, blank (r = 10 mm)

Assembly samples:

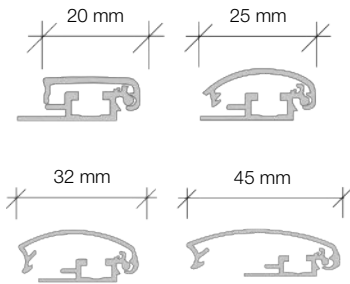


VS521.210.44 mounted on rail

Snap frames

- nice design, lightweight
- simplified mounting of posters with snap frame system
- E6/EV1 aluminium-anodised
- UV resistant anti-reflex PVC sheet

Mounting the posters is very fast. You do not need any tools. For illustration of any kind. Sizes indicated are to be understood as paper formats.



round corners mitred corners



Snap-frame, 20 mm profile

Format	W x H/mm	Order-No.	price in €/pc.		
			1+	25+	50+
DIN A4, round corners	210 x 297	VS600.210.00	12,80	10,20	9,25
DIN A4, mitred corners	210 x 297	VS601.210.00	12,00	9,60	8,70
DIN A3, round corners	297 x 420	VS602.297.00	17,45	14,00	12,65
DIN A3, mitred corners	297 x 420	VS603.297.00	16,85	13,50	12,20
DIN A2, round corners	420 x 594	VS604.420.00	23,25	18,60	16,85
DIN A2, mitred corners	420 x 594	VS605.420.00	22,25	17,80	16,10

Snap-frame, 32 mm profile

Format	W x H/mm	Order-No.	price in €/pc.		
			1+	25+	50+
DIN A3, round corners	297 x 420	VS620.297.00	20,85	16,70	15,10
DIN A3, mitred corners	297 x 420	VS621.297.00	20,85	16,70	15,10
DIN A2, round corners	420 x 594	VS622.420.00	22,95	18,35	16,65
DIN A2, mitred corners	420 x 594	VS623.420.00	22,95	18,35	16,65
DIN A1, round corners	594 x 841	VS624.594.00	39,70	31,75	28,80
DIN A1, mitred corners	594 x 841	VS625.594.00	34,35	27,50	24,90
DIN A0, round corners	841 x 1189	VS626.841.00	59,20	51,20	46,40
DIN A0, mitred corners	841 x 1189	VS627.841.00	59,20	51,20	46,40

Snap-frame, 25 mm profile

Format	W x H/mm	Order-No.	price in €/pc.		
			1+	25+	50+
DIN A4, round corners	210 x 297	VS610.210.00	7,85	6,30	5,70
DIN A4, mitred corners	210 x 297	VS611.210.00	7,85	6,30	5,70
DIN A3, round corners	297 x 420	VS612.297.00	11,05	8,85	8,00
DIN A3, mitred corners	297 x 420	VS613.297.00	10,95	8,75	7,90
DIN A2, round corners	420 x 594	VS614.420.00	16,35	13,10	11,85
DIN A2, mitred corners	420 x 594	VS615.420.00	16,35	13,10	11,85

Snap-frame, 45 mm profile

Format	W x H/mm	Order-No.	price in €/pc.		
			1+	25+	50+
DIN A1, mitred corners	594 x 841	VS630.594.00	48,60	42,05	38,10

Abridged Version of our General Terms & Conditions

I. General/Scope

- (1) All deliveries and services shall take place exclusively on the basis of our terms & conditions of sale and delivery. You were explicitly made aware of terms & conditions of sale and delivery upon closure of the contract and have recognised them as being legally binding upon notice of the order confirmation. Opposing conditions, or conditions differing from our terms & condition of sale and delivery, shall not be recognised by us, unless we have explicitly consented to their validity in writing. Our terms & conditions of sale and delivery shall apply also in the event that we carry out the delivery to the order maker unconditionally in awareness of conditions that oppose or differ from our terms & conditions of sale and delivery.
- (2) Our terms & conditions of sale and delivery apply only in respect of companies and legal persons in terms of public law in the sense of § 310 para. 1 German Civil Code.

II. Offers/Commissions

- (1) Our offers are subject to change, becoming binding only upon confirmation or billing of the order by us. We reserve rights of ownership and copyright on images, drawings, calculations or other documents that are elaborated and made available by us for the purposes of completing the commission. This also applies for written documents that are identified as „confidential“. The order maker requires our explicit written consent prior to forwarding to third parties. We are under no obligation to retain films and digitalisation for longer than twelve months. In the case of custom production, we reserve the right to submit proofs for inspections and order release.
- (2) ... The minimum order value is € 15.00. This does not apply for cash payment. It is pointed out that, by law, official stamps are produced only after submission of the original written order by the agency with authorisation to purchase.

III. Prices/Payment Conditions

- (1) All prices are indicated in Euro. Unless stated otherwise in the order confirmation, our prices are valid „ex-works“, excluding packaging; this will be invoiced separately at total production cost. Packaging returns are barred. Statutory value added tax is not included in our prices; it will be shown separately on the invoice at the statutory amount on the day of invoicing.
- (2) We reserve the right to modify our prices as appropriate if cost reductions or cost increases arise subsequent to closure of the contract, in particular owing to tariff agreements or material price changes. We will provide evidence of these to the order maker upon request.
- (3) All invoices shall be due for payment (without deductions) strictly within 30 days from date of invoice. In variance with this, invoices below € 25.00 (including value added tax) shall be due for payment within 14 days (without deduction) from date of invoice. For invoices above € 25.00 (including value added tax), a 2 % discount will be granted upon payment within 14 days from date of invoice. Corresponding partial invoices can be produced for partial deliveries. Statutory regulations concerning the consequences of defaulted payment apply.

IV. Delivery

- (1) The delivery times indicated by us are non-binding and indicate the planned day of goods dispatch.
- (2) If the order maker wishes to agree a precise date of delivery, this date must be confirmed by us in writing. An agreed delivery date shall be deemed complied with once we have transferred the ordered goods to the person entrusted with transportation by this date. Compliance with the firmly agreed delivery date presupposes the clarification of all technical matters and the timely and orderly fulfilment of customer obligations. The plea of non-fulfilment of contract is reserved.
- (3) We are entitled to make partial deliveries.
- (4) If the order maker comes into default of acceptance or culpably breaches other obligations to cooperate, we shall be entitled to demand reimbursement of losses accruing to us to this extent, including any additional expenditure. Further claims remain unaffected.
- (5) Delivery shall take place on a strictly freight collect basis, ex-works, for the account and at the risk of the order maker. Risk is transferred to the order maker upon transfer of the ordered goods to the person entrusted with transportation. If the circumstances according to paragraph 4 prevail, the risk of accidental destruction or accidental deterioration of the purchased object shall be transferred to the order maker from the moment in which he entered into default of acceptance or payment.
- (6) We shall be held liable according to statutory regulations as far as the underlying contract is a contract for delivery at an agreed date in the sense of § 286 para. 2 no. 4 German Civil Code or of § 376 German Commercial Code. We shall also be held liable according to statutory regulations if, as a result of a delayed delivery attributable to us, the order maker is entitled to assert that an interest in further contract fulfilment has ceased to apply.

V. Liability for Defects

- (1) It is incumbent upon the order maker to examine the delivered goods immediately after receipt. Recognisable defects, discrepancies in quantity or erroneous deliveries must be reported to us in writing immediately. Rights on the basis of material defects are excluded in the absence of timely notification. We must be provided with an opportunity to jointly establish the reported complaints and to be present at removals for material tests. Competent and appropriate tolerances or, respectively, tolerances that are justifiable for the purpose apply for all measurements, colour tones etc. indicated by us. Owing to the peculiarities of the manufacturing process we reserve

- the right to deliver up to 10 % more or less than the ordered quantity.
- (2) If the goods are defective, we shall be entitled, at our discretion, to render subsequent performance in the form of defect elimination or to deliver a new defect-free object. In the case of defect elimination we shall bear the expenditure to the net amount of the goods' value, only. For third-party products and third-party works, liability shall be limited to the transfer of the claims to which we are entitled in respect of the third company. For defects in raw materials, we shall only be held liable if these must have become evident to us in the course of exercising industry-standard care during processing.

VI. Overall Liability

- (1) Further-reaching liability to damage compensation than that set down in numerals IV. and V. is - regardless of the legal nature of the asserted claim - excluded. This applies in particular for damage compensation claims arising from blame on closure of the contract, owing to another form of breach of obligation, or owing to tortious claims to compensation for material damage pursuant to § 823 German Civil Code.

VII. Right to Return/Exchange/Copyright

- (1) Irrespective of defect liability according to V. we grant a right to return / exchange all standard articles for 15 days from delivery. This applies only to all articles that are received by us in a marketable condition and in their original packaging. For this we shall invoice a processing fee of 10 % of the net value of the goods, together with due costs of postage and packaging. Toll and custom-manufactured products are of course excluded from the right to return.
- (2) We are entitled to attach a copyright in industry-standard form to all of our products. Reference is made to the resulting legal consequences of the German copyright law (UrhG).


VIII. Retention of Title

- (1) We shall retain ownership of the goods until such time as all payments arising from the business relationship with the order maker have been received.

IX. Place of Jurisdiction/Place of Execution

- (1) If the order maker is a businessman or a legal person in terms of public law, our registered location shall be the place of jurisdiction; however, we are entitled to raise a complaint against the order maker at his registered location.
- (2) The law of the Federal Republic of Germany applies; applicability of the UN purchase right is excluded.
- (3) Unless otherwise indicated in the order confirmation, our registered location is the place of execution.

Version: January 2008 (status 04/2018)



SIS – Fire control plan signs



Fire
Plan

Pipe markings



Emergency posters



Accessible design



Dispatch from stock in **US & EU**



Please visit us **online**



Facebook
/MarahrensGroup



LinkedIn
/MarahrensGroup



ShipServ
Search: Marahrens, Germany



Hotline:
+49 421 69444-51



Online-Shop: www.maritime-sign-solutions.com



All rights reserved. Text, images or other parts of this catalogue may not be copied for commercial use or distribution, nor may these objects be modified or illustrated by third parties. This catalogue super-

cedes all former editions. We reserve the right for price increase, technical modification as well as necessary alteration subject to standardization. Any liability for misprints excluded.

© copyright by H.Marahrens GmbH Schiffs- u. Sicherheitsbeschilderung

Marahrens

Maritime Sign Solutions

H.Marahrens GmbH
Schiffs- u. Sicherheits-
beschilderung

Address:

P.O. Box 770140
28701 Bremen | Germany
Grambker Heerstraße 12
28719 Bremen | Germany

Contact:

Phone +49 421 69444-51
Fax +49 421 69444-52
www.maritime-sign-solutions.com
info@maritime-sign-solutions.com